

Magellan Infrastructure Fund

Fund Update: 31 January 2014

Key Facts	Management and Administration Fee ¹
Portfolio Manager Gerald Stack	1.05% p.a.
Structure Infrastructure Fund, \$A hedged	Buy/Sell Spread ¹ 0.15%/0.15%
Inception date 1 July 2007	Fund Size AUD \$556.9 million
Performance Fee ¹ 10.0% of the excess return of the Units of the Fund above the higher of the Index Relative hurdle (UBS Developed Infrastructure and Utilities Net Total Return Index (hedged to AUD)) and the Absolute Return Hurdle (the yield of 10-year Australian Government Bonds). Additionally, the Performance Fees are subject to a high water mark.	
¹ All fees are exclusive of the net effect of GST	

Performance²

	Fund %	Index % ³	Excess Return %
1 Month	1.8	0.6	1.2
3 Months	2.2	0.8	1.4
6 Months	6.1	4.6	1.5
1 Year	16.6	15.5	1.1
2 Years (p.a.)	17.1	14.5	2.6
3 Years (p.a.)	14.2	9.9	4.3
4 Years (p.a.)	15.1	10.5	4.6
5 Years (p.a.)	18.3	10.5	7.8
Since Inception (p.a.)	5.6	3.1	2.5
Since Inception	43.5	22.1	21.4

Top 10 Holdings

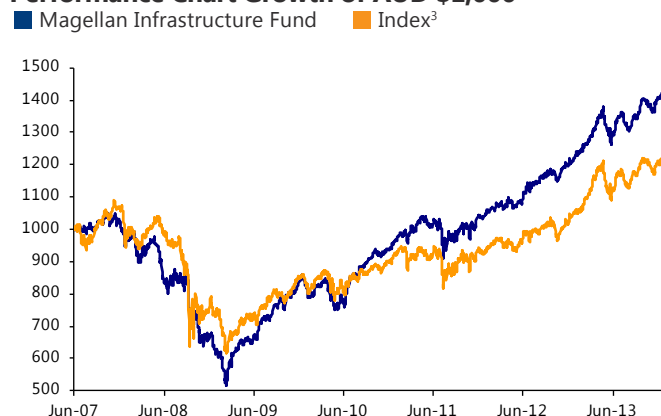
in Alphabetical Order

Atlantia	Toll Roads
Auckland Airport	Airports
Enbridge	Energy Infrastructure
Fraport	Airports
National Grid	Transmission and Distribution
SES	Communications
Spark Infrastructure	Transmission and Distribution
Sydney Airport	Airports
Transurban Group	Toll Roads
Zurich Airport	Airports

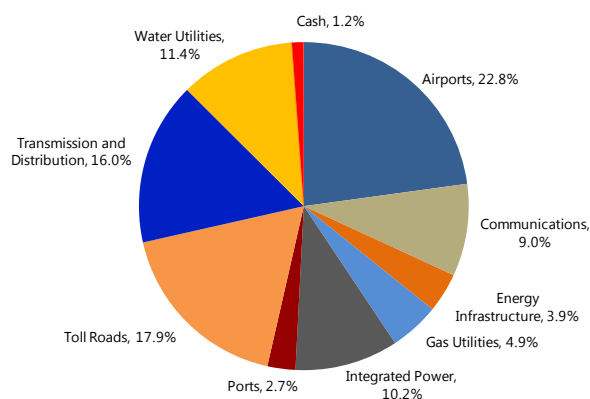
Regional Breakdown⁴

	% of Fund
North America	26.6
Europe ex-UK	33.0
United Kingdom	14.0
Developed Asia	0.1
Emerging Markets	4.1
Australia	15.5
New Zealand	5.3
Other	0.2
Cash	1.2
Total	100

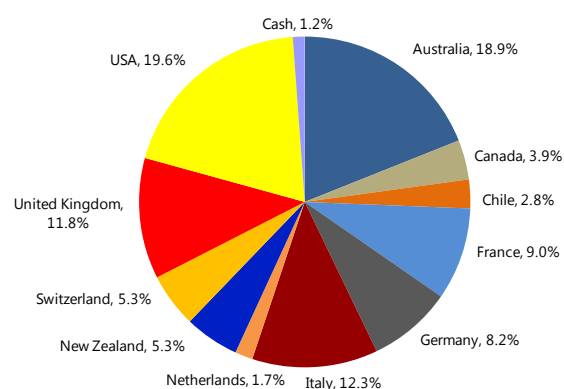
Performance Chart Growth of AUD \$1,000²



Industry Breakdown



Country Exposure by domicile of listing⁵



²Calculations are based on exit price with distributions reinvested, after ongoing fees and expenses but excluding individual tax, member fees and entry fees (if applicable). Fund Inception: 1 July 2007.

³UBS Developed Infrastructure and Utilities Net Total Return Index (hedged to AUD)

⁴Calculated on a domicile of asset basis

⁵The exposures are by domicile of listing. It is our intention to substantially hedge the capital component of the foreign currency exposure of the Fund arising from investments in overseas markets back to Australian Dollars.

www.magellangroup.com.au

Important Information: Units in the Magellan Infrastructure Fund (Fund) are issued by Magellan Asset Management Limited (ABN 31 120 593 946, AFS Licence No 304 301). Past performance is not necessarily indicative of future results and no person guarantees the future performance of the Fund, the amount or timing of any return from it, or that it will achieve its investment objective. This material has been provided for general information purposes and must not be construed as investment advice. This material has been prepared without taking into account the investment objectives, financial situation or particular needs of any particular person. Investors should consider obtaining professional investment advice tailored to their specific circumstances and should read the relevant Product Disclosure Statement (PDS) prior to making any investment decisions. The PDS is available at www.magellangroup.com.au or can be obtained by calling 02 8114 1888.

