

# Magellan Global Trust

ARSN: 620 753 728

ASX code: MGG

## Fund Facts

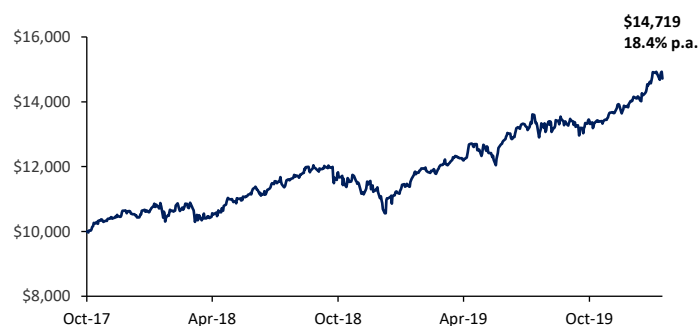
Portfolio Manager	Hamish Douglass and Stefan Marcionetti		
Structure	Listed Investment Trust		
Inception Date	18 October 2017		
Management Fee <sup>1</sup>	1.35% per annum		
Fund Size / NAV Price	AUD \$2,511.0 million / \$2.0175 per unit		
Distribution Frequency	Six Monthly		
Performance Fee <sup>1</sup>	10.0% of the excess return of the units of the Trust above the higher of the Index Relative Hurdle (MSCI World Net Total Return Index (AUD)) and the Absolute Return Hurdle (the yield of 10-year Australian Government Bonds). Additionally, the Performance Fees are subject to a high water mark.		
iNAV tickers	Bloomberg	MGG AU Equity	MGGIV Index
	Thomson Reuters	MGG.AX	MGGAUiv.p
	IRESS	MGG.AXW	MGGINAV.ETF

<sup>1</sup>All fees are inclusive of the net effect of GST

## Fund Features

- ASX listed investment trust
- Trust is an actively managed global equities fund
- Target Cash Distribution yield of 4% per annum paid semi-annually
- An attractive distribution reinvestment plan with a 5% discount to the NAV per Unit in respect of the Target Cash Distribution. The discount will be paid by the Magellan Group
- Currency exposure to be managed by Magellan, currently 48% hedged to AUD<sup>†</sup>
- Minimum administration for investors; no paperwork needed to trade
- Units can be bought or sold on the ASX like any other listed security
- Settlement via CHESS

## Performance Chart growth of AUD \$10,000\*



## Fund Performance\*

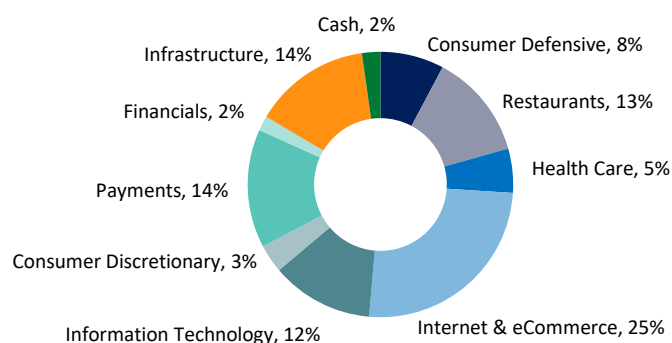
	Fund (%)	Index (%)**	Excess (%)
1 Month	5.0	4.4	0.6
3 Months	10.0	8.3	1.7
6 Months	10.3	11.1	-0.8
1 Year	27.1	28.2	-1.1
2 Years (% p.a.)	17.2	15.4	1.8
Since Inception (% p.a.)	18.4	16.2	2.2

**Important Information:** Units in the fund(s) referred to herein are issued by Magellan Asset Management Limited (ABN 31 120 593 946, AFS Licence No 304 301). Past performance is not necessarily indicative of future results and no person guarantees the future performance of the fund(s), the amount or timing of any return from the fund(s), or that the investment objectives of the fund(s) will be achieved. This material has been provided for general information purposes and must not be construed as investment advice. It does not take into account the investment objectives, financial situation or particular needs of any particular person. Investors should consider obtaining professional investment advice tailored to their specific circumstances and should read the relevant Product Disclosure Statement (PDS) applicable to the fund(s) prior to making any investment decisions. The PDS for the fund(s) is available at [www.magellangroup.com.au](http://www.magellangroup.com.au) or can be obtained by calling 02 9235 4888. Any trademarks, logos, and service marks contained herein may be the registered and unregistered trademarks of their respective owners. Nothing contained herein should be construed as granting by implication, or otherwise, any licence or right to use any trademark displayed without the written permission of the owner. No part of this material may be reproduced or disclosed, in whole or in part, without the prior written consent of Magellan Asset Management Limited.

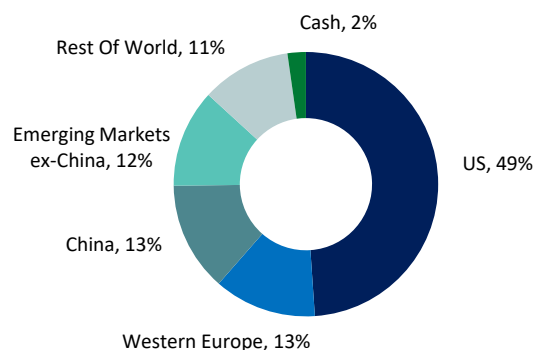
## Top 10 Holdings

In alphabetical order	Sector <sup>#</sup>
Alibaba Group Holding Ltd	Internet & eCommerce
Alphabet Inc	Internet & eCommerce
Atmos Energy Corp	Gas Utilities
Facebook Inc-A	Internet & eCommerce
MasterCard Inc	Payments
Microsoft Corp	Information Technology
Reckitt Benckiser	Consumer Defensive
Starbucks Corp	Restaurants
Visa Inc	Payments
Yum! Brands Inc	Restaurants

## Sector Exposure by Source of Revenue<sup>#</sup>



## Geographical Exposure by Source of Revenue<sup>#</sup>



<sup>#</sup> Sectors are internally defined. Geographical exposure is calculated on a look through basis based on underlying revenue of individual companies. Exposures may not sum to 100% due to rounding.

<sup>†</sup> The Trust is currently exercising its ability to hedge some of the capital component of the foreign currency exposure of the Trust arising from investments in overseas markets back to Australian Dollars.

<sup>\*</sup> Calculations are based the ASX released net asset value with distributions reinvested, after ongoing fees and expenses but excluding individual tax, member fees and entry fees (if applicable). Fund Inception 18 October 2017.

<sup>\*\*</sup> MSCI World Net Total Return Index (AUD).