



MAGELLAN
ASSET MANAGEMENT LIMITED

Magellan Sustainable Fund

Annual Report

For the year ended 30 June 2023

ABN 50 574 358 856

Contents

Chairman's Report	3
Responsible Entity's Report	4
Auditor's Independence Declaration	8
Financial Statements	
Statement of Profit or Loss and Comprehensive Income	9
Statement of Financial Position	10
Statement of Changes in Equity	11
Statement of Cash Flows	12
Notes to the Financial Statements	13
1. Basis of Preparation	13
2. Distributions to Unitholders	15
3. Cash and Cash Equivalents	16
4. Statement of Cash Flows Reconciliation	16
5. Receivables	16
6. Investments and Derivatives	17
7. Payables	18
8. Unitholders' Equity	19
9. Earnings per Unit	20
10. Net Asset Value per Unit	20
11. Related Parties	21
12. Capital and Financial Risk Management	22
13. Segment Information	24
14. Auditor's Remuneration	25
15. Contingent Assets, Contingent Liabilities and Commitments	25
16. Subsequent Events	25
Directors' Declaration	26
Independent Auditor's Report	27
Unitholder Information	29
Corporate Information	30

Chairman's Report

for the year ended 30 June 2023

Dear Unitholders,

We are pleased to present the Annual Report for Magellan Sustainable Fund (Managed Fund) ("MSUF" or the "Fund"). The Fund is a managed investment scheme for which Magellan Asset Management Limited ("MAM") acts as both Responsible Entity and Investment Manager.

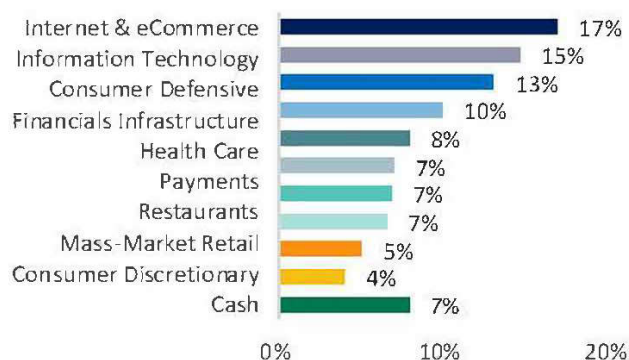
The Fund has been quoted on the Cboe Australia securities exchange (ticker code: MSUF) since 15 December 2020. As at 30 June 2023, the Fund had net assets of \$7.4 million and a net asset value of \$2.7572 per unit after providing for a distribution of 5.24 cents per unit for the six months to 30 June 2023 (six months to 30 June 2022: 5.0 cents per unit). The Fund paid total distributions of 10.24 cents per unit for the year (30 June 2022: 10.0 cents per unit) and in addition passed on foreign income tax offsets of 0.4885 cents per unit to unitholders.

The Fund's portfolio is actively managed by MAM. The Fund seeks to lower carbon risks and is designed to achieve attractive risk-adjusted returns over the medium to long term for unitholders and preserve capital in adverse markets. To achieve this objective, the Fund invests in a portfolio of between 20 and 50 high-quality global companies within a framework that considers Environmental, Social and Governance (ESG) risks, and has the ability to manage equity market risk by holding up to 20% of its net assets in cash. For the 12 months to 30 June 2023, the Fund returned 22.7% net of fees. This compares with the return of the benchmark index (MSCI World NTR Index (AUD)) of 22.4% over the same period.

We would encourage you to read Magellan's Year InReview 2023, our annual investor communication published in July each year, which shares a collection of thought-provoking investment perspectives from across the Magellan investment teams. You can access Year InReview 2023 at: <https://www.magellangroup.com.au/year-inreview-2023>. We would also encourage you to read our monthly and quarterly Fund Reports which provide valuable insight into our investment strategies and portfolio managers' thoughts. These are released on ASX and can also be found on our website at: www.magellangroup.com.au.

As per the 30 June 2023 Fund Update, the Fund consisted of investments in 26 companies, with the top 10 investments (listed below) representing 50.4% of the Fund. The Fund's cash position was 7% and was predominantly held in US Dollars. The Fund's industry exposure by source of revenues is highlighted below.

STOCK	SECTOR	%
Microsoft Corporation	Information Technology	7.6
Alphabet Inc	Internet & eCommerce	7.0
Amazon.com Inc	Internet & eCommerce	5.1
Nestlé SA	Consumer Defensive	4.9
Yum! Brands Inc	Restaurants	4.8
Meta Platforms Inc	Internet & eCommerce	4.7
SAP SE	Information Technology	4.2
Novartis AG	Health Care	4.0
Dollar General Corporation	Mass-Market Retail	4.0
Booking Holdings Inc	Consumer Discretionary	4.0
TOTAL:		50.4



The following report contains relevant financial statements and information which we recommend you read carefully.

Yours sincerely,

Robert Fraser

Chairman

Sydney, 4 September 2023

Responsible Entity's Report

for the year ended 30 June 2023

The Directors of Magellan Asset Management Limited (ABN 31 120 593 946) ("MAM"), the Responsible Entity of Magellan Sustainable Fund (the "Fund" or "MSUF") present their annual report on the Fund for the period ended 30 June 2023.

1. Directors

The following persons were Directors of MAM during the period and up to the date of this report:

		Appointed	Resigned
Robert Fraser	Chairman	23 April 2014	
David Dixon	Deputy Chairman and Non-Executive Director ¹	1 November 2022	
John Eales	Non-Executive Director	1 July 2017	
Andrew Formica	Non-Executive Director ²	26 July 2023	
Colette Garnsey	Non-Executive Director	30 November 2020	
David George	Managing Director and Chief Executive Officer ³	19 July 2022	
Hamish McLennan	Non-Executive Director	1 March 2016	
Kirsten Morton	Chief Operating Officer and Chief Financial Officer ⁴	5 October 2018	3 July 2023
Karen Phin	Non-Executive Director	23 April 2014	20 October 2022

¹ Mr Dixon was appointed Deputy Chairman and Non-Executive Director on 1 November 2022.

² Mr Formica was appointed Non-Executive Director on 26 July 2023.

³ Mr George was appointed Managing Director and Chief Executive Officer on 19 July 2022. Mr George was Chief Investment Officer from 17 October 2022 to 18 August 2023.

⁴ Ms Morton resigned as Director on 3 July 2023.

2. Principal Activity

The Fund is a registered managed investment scheme, domiciled in Australia and quoted on Cboe Australia Pty Ltd Securities Exchange ("Cboe") (ticker code: MSUF). It was registered on 5 November 2020 and commenced trading on 15 December 2020. The Fund's principal place of business is Level 36, 25 Martin Place, Sydney, New South Wales 2000.

The Fund primarily invests in securities of companies listed on stock exchanges around the world. The Fund's portfolio will comprise 20 to 50 stocks at any one time but will also have some exposure to cash. The Fund may, from time to time, manage the foreign currency exposures of the Fund arising from investments in overseas markets and may use exchange-traded derivatives, in a limited manner, for risk management purposes. As a temporary measure during unusual economic or market conditions, the Fund may take steps to reduce the Fund's exposure to market risk through the use of futures contracts.

The Fund's investment objectives are to achieve attractive risk-adjusted returns over the medium to long term, while reducing the risk of permanent capital loss, in accordance with its investment strategy (as detailed in the Product Disclosure Statement, issued 16 December 2022). These objectives incorporate consideration of environmental, social and governance risks and the application of a proprietary low carbon framework.

MAM, as Responsible Entity, is responsible for overseeing the operations of the Fund. As the Investment Manager, it is responsible for selecting and managing the assets of the Fund. In addition, the Responsible Entity, on behalf of the Fund, may also provide trading liquidity to investors on the securities exchange by acting as a buyer and seller of units in the Fund. The Responsible Entity has appointed an independent market participant to act as its agent to execute its market making activities.

3. Significant Changes in State of Affairs

There were no significant changes in the state of affairs of the Fund during the period.

Responsible Entity's Report

for the year ended 30 June 2023

4. Review of Financial Results and Operations

4.1. Financial Results for the Period

The performance of the Fund, as represented by the results of its operations for the periods ended 30 June, was as follows:

	30 Jun 2023	30 Jun 2022
Results		
Total net investment income/(loss) (\$)	1,666,258	(827,106)
Total expenses (\$)	(150,043)	(135,610)
Profit/(Loss) (\$)	1,516,215	(962,716)
Distributions		
Distribution paid and payable (\$)	289,182	316,804
Distribution paid and payable (CPU) ¹	10.24	10.00
Unit Price (NAV per unit) (\$)²	2.7572	2.3385
Cboe Reported (NAV per unit) (\$)³	2.8096	2.3885

¹ Cents per unit.

² The Net Asset Value ("NAV") per unit represents the net assets of the Fund presented in the Statement of Financial Position at balance date divided by the number of units on issue at balance date (refer Note 10 of the Financial Statements).

³ The NAV per unit reported to Cboe differs to the NAV per unit at balance date due to distributions payable and fee accruals.

Distribution Components

Distribution components, which can be found in the 'Our Funds' section of the Magellan Financial Group ("MFG") website, www.magellangroup.com.au are as follows:

	31 Dec 2022 Interim Distribution CPU	30 Jun 2023 Final Distribution CPU	31 Dec 2021 Interim Distribution CPU	30 Jun 2022 Final Distribution CPU
Domestic Income				
Other income	-	-	0.0289	0.0289
Foreign Sourced Income	0.0293	0.0307	0.6733	0.6733
Foreign income tax offsets	0.2385	0.2500	0.2171	0.2172
Capital Gains (NTARP)¹				
Discounted	1.8764	1.9664	-	-
Other	-	-	-	-
AMIT CGT gross up	1.8764	1.9664	-	-
Other non-attributable amounts (tax deferred amounts)	1.2179	1.2765	4.2978	4.2978
Attribution amount	5.2385	5.4900	5.2171	5.2172
Tax offsets				
Foreign income tax offsets	(0.2385)	(0.2500)	(0.2171)	(0.2172)
Cash Distribution	5.0000	5.2400	5.0000	5.0000

¹ Non-taxable Australian real property.

Responsible Entity's Report

for the year ended 30 June 2023

4.2. Total Indirect Cost Ratio

The Total Indirect Cost Ratio ("ICR") is the ratio of the Fund's actual management costs over the average portfolio value expressed as a percentage. Management costs, accrued within the Fund's unit prices on a daily basis, include management and performance fees but do not include transactional and operational costs such as brokerage or foreign withholding tax.

	30 Jun 2023 %	30 Jun 2022 %
Management fee	1.36	1.37
Performance fee ¹	0.42	-
Total Indirect Cost Ratio	1.78	1.37

¹ Performance fees are calculated on six monthly measurement periods ending on 30 June and 31 December of each calendar year. The Performance fee component of the ICR is calculated on an accrual basis for each measurement period.

4.3. Performance Returns

The performance returns, have been calculated using the redemption unit prices for the Fund, which is after fees and expenses, assuming the reinvestment of distributions. The returns are calculated daily, compounded to produce longer period returns.

	30 Jun 2023 %	30 Jun 2022 %
Growth return ¹	17.9	(13.8)
Distribution return ²	4.8	3.4
Total Return³	22.7	(10.4)

¹ The Growth return is calculated daily as a percentage by dividing the unit price (ex-distribution) by the previous day's unit price (ex-distribution) minus 1; the daily Growth returns are then compounded to produce longer period returns.

² The Distribution return is calculated as a percentage by subtracting the Growth return from the Total Return.

³ The Total Return is calculated daily as a percentage by dividing the unit price (cum-distribution) by the previous day's unit price (ex-distribution) minus 1; the daily Total Returns are then compounded to produce longer period returns.

5. Strategy and Future Outlook

The Fund's investment objective is unchanged. The results of the Fund's operations will be affected by a number of factors, including the performance of investment markets in which the Fund invests. Therefore, investment performance is not guaranteed and future returns may differ from past returns. As investment conditions change over time, past returns should not be used to predict future returns.

The Fund provides daily unit prices, monthly fund updates, quarterly portfolio disclosures and annual investor reports, which can be found in the 'Our Funds' section of the MFG website, www.magellangroup.com.au. Fund updates and investor reports include detailed discussions in relation to some investee companies from time to time along with general outlook commentary.

6. Interest in the Fund

The movement in units on issue in the Fund is disclosed in Note 8 to the Financial Statements.

7. Likely Developments and Expected Results of Operations

The Fund will continue to invest in companies and businesses in accordance with the investment strategy as set out in the PDS.

The method of operating the Fund is not expected to change in the foreseeable future. However, the results of the Fund's operations may be affected by a number of factors, including the performance of investment markets in which the Fund invests.

Responsible Entity's Report

for the year ended 30 June 2023

8. Subsequent Events

On 25 July 2023, it was announced that Mr Andrew Formica was appointed as a Non-Executive Director with effect from 26 July 2023.

On 17 August 2023, it was announced that Mrs Deborah Page AM will be appointed as a Non-Executive Director with effect from 3 October 2023.

NAV moves as a result of a number of factors, including movements in asset prices, exchange rates and unitholder subscriptions and redemptions. Asset prices move daily and intraday indicative NAV per unit and daily NAV per unit are available on the MFG website and also the Cboe website. Subsequent to balance date, as at 31 August 2023, the Fund had a NAV per unit of \$2.8624 with a net asset value of \$7,611,925 and 2,659,293 units on issue.

Other than the above and items disclosed throughout this Responsible Entity's Report, there have been no matters or circumstances arising after the end of the period that have significantly affected, or may significantly affect, the Fund's operations, the results of its operations, or the Fund's state of affairs in future financial periods.

9. Indemnification and Insurance of Directors and Officers

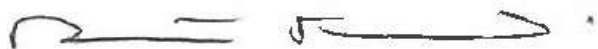
The Directors and Officers of the Responsible Entity in office are insured to the extent permitted by law for losses, liabilities, costs and charges in defending any legal proceedings arising out of their conduct while acting in their capacity as Directors and Officers of the Responsible Entity, other than for conduct involving a wilful breach of duty in relation to the Responsible Entity.

During the period, MAM paid an insurance premium to insure the Directors and Officers of the Responsible Entity. The terms of the contract prohibit the disclosure of the premiums paid.

10. Auditor's Independence Declaration

A copy of the Auditor's Independence Declaration as required under section 307C of the *Corporations Act 2001* is set out on page 8.

This report is made in accordance with a resolution of the Directors of the Responsible Entity.



Robert Fraser


Chairman

Sydney, 4 September 2023

Auditor's Independence Declaration to the Directors of Magellan Asset Management Limited as responsible entity of Magellan Sustainable Fund

As lead auditor for the audit of Magellan Sustainable Fund for the financial year ended 30 June 2023, I declare to the best of my knowledge and belief, there have been:

- a. No contraventions of the auditor independence requirements of the *Corporations Act 2001* in relation to the audit;
- b. No contraventions of any applicable code of professional conduct in relation to the audit; and
- c. No non-audit services provided that contravene any applicable code of professional conduct in relation to the audit.



Ernst & Young



Clare Sporle
Partner

Sydney, 4 September 2023

Statement of Profit or Loss and Comprehensive Income

for the year ended 30 June 2023

	Note	30 Jun 2023 \$	30 Jun 2022 \$
Investment Income			
Dividend and distribution income		105,939	111,232
Interest income		22,977	295
Other income		204	267
Net change in fair value of investments		1,514,721	(1,015,268)
Net gains/(losses) on foreign exchange settlements, derivative contracts and cash		22,417	76,368
Total Net Investment Income/(Loss)		1,666,258	(827,106)
Expenses			
Management fees	11	102,791	119,102
Performance fees	11	31,645	-
Finance costs		233	415
Transaction costs		479	2,083
Withholding tax on dividends and distributions		14,895	14,010
Total Expenses		150,043	135,610
Profit/(Loss)		1,516,215	(962,716)
Other comprehensive income		-	-
Total Comprehensive Income/(Loss)		1,516,215	(962,716)
Basic Earnings Per Unit (Cents)	9	50.45	(30.30)
Diluted Earnings Per Unit (Cents)	9	50.45	(30.30)

The above Statement of Profit or Loss and Comprehensive Income should be read in conjunction with the accompanying Notes to the Financial Statements.

Statement of Financial Position

as at 30 June 2023

	Note	30 Jun 2023 \$	30 Jun 2022 \$
Assets			
Cash and cash equivalents	3	674,299	872,848
Receivables	5	477,234	285,341
Investments	6	6,962,233	6,569,085
Total Assets		8,113,766	7,727,274
Liabilities			
Distributions payable	2	140,402	155,540
Payables	7	585,682	297,050
Total Liabilities		726,084	452,590
Total Unitholders' Equity		7,387,682	7,274,684

The above Statement of Financial Position should be read in conjunction with the accompanying Notes to the Financial Statements.

Statement of Changes in Equity

for the year ended 30 June 2023

	Note	30 Jun 2023 \$	30 Jun 2022 \$
Unitholders' Equity at the beginning of the Period		7,274,684	7,652,294
Transactions with Unitholders in their Capacity as Owners:			
Units issued		116,420	1,544,780
Units issued under Distribution Reinvestment Plan (DRP)	2	17,023	19,296
Units redeemed		(1,247,478)	(662,166)
Distributions paid and payable	2	(289,182)	(316,804)
Total Transactions with Unitholders		(1,403,217)	585,106
Profit/(loss)		1,516,215	(962,716)
Other comprehensive income		-	-
Total Comprehensive Income/(loss)		1,516,215	(962,716)
Total Unitholders' Equity at the end of the Period		7,387,682	7,274,684

The above Statement of Changes in Equity should be read in conjunction with the accompanying Notes to the Financial Statements.

Statement of Cash Flows

for the year ended 30 June 2023

	Note	30 Jun 2023 \$	30 Jun 2022 \$
Cash flows from Operating Activities			
Dividends and distributions received (net of withholding tax)		91,582	92,553
Interest received		20,794	-
Other income received		204	267
Finance costs paid		(233)	(415)
Management and performance fees paid		(102,739)	(119,203)
Transaction costs paid		(479)	(2,083)
Net Cash Inflow/(Outflow) from Operating Activities	4	9,129	(28,881)
Cash flows from Investing Activities			
Purchase of investments		(2,359,842)	(4,068,349)
Proceeds from sale of investments		3,839,797	3,342,127
Net foreign exchange gain/(loss)		21,435	68,538
Net Cash Inflow/(Outflow) from Investing Activities		1,501,390	(657,684)
Cash flows from Financing Activities			
Receipts from issue of units		116,420	1,544,780
Payments for redemption of units		(1,534,756)	(375,964)
Distributions paid		(287,297)	(283,106)
Net Cash Inflow/(Outflow) from Financing Activities		(1,705,633)	885,710
Net Increase/(Decrease) in Cash and Cash Equivalents		(195,114)	199,145
Cash and cash equivalents at the beginning of the period		872,848	674,874
Effect of exchange rate fluctuations on cash and cash equivalents		(3,435)	(1,171)
Cash and Cash Equivalents at the end of the Period	3	674,299	872,848

The above Statement of Cash Flows should be read in conjunction with the accompanying Notes to the Financial Statements.

Notes to the Financial Statements

for the year ended 30 June 2023

Overview

The Fund is a registered managed investment scheme under the *Corporations Act 2001* and quoted on Cboe Australia Pty Ltd Securities Exchange ("Cboe") (ticker code: MSUF). The Fund was registered on 5 November 2020 and in accordance with the Fund's Constitution, commenced on the date that the first unit was issued, which was 11 December 2020. The Fund terminates on the day immediately preceding the 80th anniversary of the date of commencement, unless terminated earlier in accordance with the Fund's Constitution.

MAM (ABN 31 120 593 946) is the Responsible Entity of the Fund.

This financial report was authorised for issue by the Directors of the Responsible Entity on 4 September 2023. The Directors have the power to amend and reissue this financial report.

The Fund is considered a for-profit unit trust for the purpose of this financial report.

1. Basis of Preparation

This general purpose financial report is presented in Australian Dollars and has been prepared in accordance with the *Corporations Act 2001*, Australian Accounting Standards ("AASB") and Interpretations issued by the Australian Accounting Standards Board, other mandatory professional reporting requirements and the Fund's Constitution. The financial report also complies with International Financial Reporting Standards ("IFRS") as issued by the International Accounting Standards Board.

The Statement of Financial Position is presented on a liquidity basis. Assets and liabilities are presented in decreasing order of liquidity and are not distinguished between current and non-current. All material balances are expected to be recovered or settled within 12 months, except for financial assets and liabilities at fair value through profit or loss. These fair value assets and liabilities comprise mainly investments that are managed based on the economic circumstances at any given point in time, as well as to meet any liquidity requirements. Consequently, the investments that may be realised within 12 months cannot be determined at balance date.

1.1. Accounting Policies

The accounting policies adopted in the preparation of this financial report are contained within the notes to which they relate. The policies adopted in the preparation of this financial report are consistent with those of the previous financial period. The Fund has not early adopted any accounting standard, interpretation or amendment that has been issued but is not yet effective at balance date.

1.2. Foreign Currency Translation

The functional and presentation currency of the Fund is the Australian Dollar, as determined in accordance with AASB 121 *The Effects of Changes in Foreign Exchange Rates*. Transactions denominated in foreign currencies are translated into Australian Dollars at the foreign currency exchange rate at the date of the transaction. Monetary assets and liabilities denominated in foreign currencies are translated to Australian Dollars at the foreign currency closing exchange rate at balance date.

Foreign currency exchange differences arising on translation, and realised gains and losses on disposals or settlements of monetary assets and liabilities are recognised in profit or loss. Non-monetary assets and liabilities denominated in foreign currencies that are measured at fair value are translated to Australian Dollars at the foreign currency closing exchange rates at the dates that the values were determined. Foreign currency exchange differences relating to monetary items, including cash and cash equivalents, are presented separately in profit or loss.

1.3. Investment Income

Dividend and Distribution Income

Dividend and distribution income is recognised on the applicable ex-dividend/distribution date gross of withholding tax, which is recorded as an expense in profit or loss. Dividends and distributions received are presented net of withholding tax in the Statement of Cash Flows.

Net Change in Fair Value of Investments

Realised and unrealised gains and losses on investments measured at fair value through profit or loss are recognised in the Statement of Profit or Loss and Comprehensive Income. The net change in fair value does not include dividend and distribution income.

Interest Income

Interest income is recognised on an accrual basis using the effective interest rate method.

Notes to the Financial Statements

for the year ended 30 June 2023

1.4. Expenses

All expenses are recognised in profit or loss on an accruals basis.

1.5. Income Tax

On 5 May 2016, the Attribution Managed Investment Trust ("AMIT") regime was established under the *Tax Laws Amendment (New Tax System for Managed Investment Trusts) Act 2016*. The AMIT regime allows Managed Investment Trusts that meet certain requirements to make an irrevocable choice to be an AMIT. The Fund elected into the AMIT regime from 5 November 2020.

Under current income tax legislation, the Fund is not subject to income tax provided the Fund attributes the entirety of its taxable income to unitholders.

The Fund currently incurs withholding tax imposed by certain countries on investment income. Such income is recorded gross of withholding tax in profit or loss. The benefits of foreign withholding tax paid, and of imputation credits attaching to Australian franked dividends, are passed onto unitholders.

1.6. Goods and Services Tax

The Goods and Services Tax ("GST") incurred on the costs of various services provided to the Fund by third parties, such as custodial services and management fees, has been passed onto the Fund. The Fund qualifies for Reduced Input Tax Credits ("RITC") at a rate of 55%- 75% and is also eligible to recover GST on offshore transactions. Management and performance fees and other expenses have been recognised in profit or loss net of the amount of GST recoverable from the Australian Taxation Office. Receivables and payables are stated inclusive of GST. The net amount of GST recoverable from, or payable to, the taxation authority is included in the Statement of Financial Position as a receivable or payable. Cash flows are included in the Statement of Cash Flows on a gross basis.

1.7. Critical Accounting Estimates and Judgements

The preparation of the Fund's financial statements required the Directors to make judgements, estimates and assumptions that affect the amounts reported in the financial statements. The Directors base their judgements and estimates on historical experience and various other factors they believe to be reasonable under the circumstances, but which are inherently uncertain and unpredictable. As a result, actual results could differ from those estimates.

Where listed equities have no active market, the Directors determine fair value with reference to external observable information and conditions existing at balance date. Fair values may however move materially with movements in market prices (refer Note 12). As all of the investments are valued with reference to the listed quoted prices and the Fund's cash is held with strongly rated financial institutions, the Fund's financial assets and liabilities are not subject to significant judgement or complexity.

Notes to the Financial Statements

for the year ended 30 June 2023

2. Distributions to Unitholders

Distributions are determined by the Responsible Entity of the Fund and are payable as set out in the Fund's PDS. Distributable income includes capital gains arising from the disposal of financial assets and liabilities. Unrealised gains and losses on financial assets and liabilities that are recognised as income are transferred to unitholders' equity and are not assessable or distributable until realised. Net realised capital losses and tax losses are not distributed to unitholders but are retained to be offset against any realised capital gains and future assessable income respectively. The Responsible Entity may attribute an amount to a unitholder on redemption.

The Fund intends to target a cash distribution yield of 4% per annum, paid semi-annually for the periods ended June and December. The Target Cash Distribution ("TCD") for each period will be determined by using the average of the month-end NAV per unit over a two year rolling period ending on the last business day of the prior distribution period.

Distributions to unitholders are recognised directly in equity and presented in the Statement of Changes in Equity. A distribution payable is recognised in the Statement of Financial Position where the distribution has been declared but remains unpaid at balance date.

Distributions for the periods ended 30 June are as follows:

	\$	CPU	Date Paid
Period ended 30 June 2023			
Interim distribution paid	148,780	5.00	18 Jan 2023
Final distribution payable	140,402	5.24	21 Jul 2023

	\$	CPU	Date Paid
Period ended 30 June 2022			
Interim distribution paid	161,264	5.00	19 Jan 2022
Final distribution payable	155,540	5.00	21 Jul 2022

The Fund paid total distributions of 10.24 cents per unit for the period and in addition passed on foreign income tax offsets of 0.4885 cents per unit.

On 6 July 2023, MAM announced the TCD for the six month period ended 31 December 2022 will be 5.27 CPU.

Distribution Reinvestment Plan

The Fund's Distribution Reinvestment Plan ("DRP") was available to eligible unitholders during the period. Under the terms of the DRP, eligible unitholders are able to elect to reinvest all or part of their cash distributions in additional units in the Fund, free of any brokerage or other transaction costs. Units are issued and/or transferred to DRP participants at a price determined by MAM in accordance with the DRP Rules. Details of the DRP for the interim and final distributions are as follows:

	31 Dec 2022 Interim Distribution	30 Jun 2023 Final Distribution	31 Dec 2021 Interim Distribution	30 Jun 2022 Final Distribution
DRP issue price (\$)	2.3134	2.7572	2.9126	2.3385
DRP unitholder participation rate (%)	6.04	6.36	7.84	5.20
Number of units issued under DRP	3,885	3,223	4,321	3,436
Value of units issued under DRP (\$)	8,988	8,886	12,585	8,035
DRP issue date	18 Jan 2023	21 Jul 2023	19 Jan 2022	21 Jul 2022

Notes to the Financial Statements

for the year ended 30 June 2023

3. Cash and Cash Equivalents

	30 Jun 2023	30 Jun 2022
	\$	\$
Cash at bank - denominated in Australian Dollars	8,010	324,483
Cash at bank - denominated in foreign currency:		
United States Dollars	609,644	477,363
British Pounds	20,006	19,474
Euro	17,192	23,371
Swiss Francs	16,796	25,597
Hong Kong Dollars	2,651	2,560
Total Cash and Cash Equivalents	674,299	872,848

Cash comprises cash at bank. Cash equivalents are short-term highly liquid investments that are readily convertible to known amounts of cash and are subject to an insignificant risk of changes in value.

4. Statement of Cash Flows Reconciliation

	30 Jun 2023	30 Jun 2022
	\$	\$
Reconciliation of Cash Flows from Operating Activities		
Profit/(loss)	1,516,215	(962,716)
Net changes in fair value of investments	(1,514,721)	1,015,268
Net (gain)/loss on foreign currency transactions and cash settlements	(21,962)	(76,372)
Net (increase)/decrease in receivables	(5,070)	(5,516)
Net increase/(decrease) in payables	34,667	455
Net Cash Inflow/(Outflow) from Operating Activities	9,129	(28,881)
Non-Cash Investing and Financing Activities		
Distributions reinvested into units in the Fund	17,023	19,296

5. Receivables

	30 Jun 2023	30 Jun 2022
	\$	\$
Due from brokers - receivable for securities sold	452,155	265,299
Dividend and distribution receivable	4,530	7,977
Interest receivable	2,478	295
Recoverable GST and foreign withholding tax	18,071	11,709
Other receivables	-	61
Total Receivables	477,234	285,341

Receivables comprise amounts due from brokers for sales of assets unsettled at balance date, dividends and trust distributions declared but not yet received, and reclaimable taxes. They are recognised and carried at amortised cost using the effective interest rate method and adjusted for changes in foreign exchange rates where applicable. A provision is deducted from receivables for uncollectible amounts based on expected credit losses, if applicable. Expected credit losses are calculated as the difference between the contractual cash flows due in accordance with the contract and all the cash flows that the Fund expects to receive, discounted at an approximation of the original effective interest rate. The Fund applies the simplified approach for receivables whereby the loss allowance is based on lifetime expected credit losses at each balance date.

At balance date, the Fund's receivables, excluding recoverable GST and foreign withholding tax, were due within 0 to 30 days (June 2022: 0 to 30 days). Recoverable GST is due within 30 to 90 days (June 2022: 30 to 90 days). Foreign withholding tax is due within 2 to 4 years (June 2022: 2 to 4 years) depending on the jurisdiction. No amounts are impaired or past due at 30 June 2023 or 30 June 2022.

Notes to the Financial Statements

for the year ended 30 June 2023

6. Investments and Derivatives

The Fund classifies its equity securities, derivative assets and derivative liabilities as financial assets and liabilities at fair value through profit or loss. The Fund discloses the fair value measurements of financial assets and financial liabilities using a three-level fair value hierarchy to reflect the source of valuation inputs used when determining the fair value as follows:

- Level 1: quoted (unadjusted) prices in active markets for identical assets or liabilities. The fair value of these securities is based on the closing price for the security as quoted on the relevant exchange.
- Level 2: valuation techniques using observable inputs either directly (as prices) or indirectly (derived from prices). The fair value of derivatives is based on a discounted cash flow analysis using quoted market inputs (spot and forward rates, volatility) adjusted for specific features of the instruments and applied debit and credit valuation adjustments based on the Fund's, or the derivative counterparties' current credit worthiness.
- Level 3: valuation techniques using non-market observable inputs.

	30 Jun 2023	30 Jun 2022
	\$	\$
Investments (Level 1)		
International listed equity securities:		
United States	5,426,883	4,768,986
Switzerland	678,292	578,783
Germany	317,912	325,243
United Kingdom	239,381	281,463
Netherlands	151,311	282,080
Spain	148,454	332,530
Total Investments	6,962,233	6,569,085

The Fund does not hold any level 2 or 3 financial assets or liabilities. There have been no transfers between any of the three levels in the hierarchy during the period and the Fund's policy is to recognise transfers into and out of fair value hierarchy levels as at balance date.

Financial assets and liabilities held at fair value through profit or loss are measured initially at fair value, which in the case of the Fund is the transaction price. Brokerage costs are expensed immediately in the profit or loss. Subsequent to initial recognition, all financial assets and liabilities classified at fair value through profit or loss are measured at fair value. Changes in fair value are recognised in profit or loss. The net change in fair value does not include dividend or distribution income.

Purchases and sales are recognised on trade date, being the date the Fund commits to purchase or sell the asset. Financial assets are derecognised when the contractual rights to the cash flows from the assets expire or are transferred. A transfer occurs when substantially all the risks and rewards of ownership are passed to a third party. Financial liabilities are derecognised when the obligation specified in the contract is discharged, cancelled or expired.

The fair value of equity securities traded in active markets is based on their quoted market prices at balance date without any deduction for estimated future selling costs. The quoted market price used for securities held by the Fund is the closing price for the security as quoted on the relevant stock exchange. If a quoted market price is not available on a recognised stock exchange or from a broker/dealer for non-exchange-traded financial instruments, the fair value of the instrument is estimated using valuation techniques including recent arm's length market transactions, reference to the current fair value of other instruments that are substantially the same, discounted cash flow techniques, option pricing models or any other valuation techniques commonly used by market participants.

Derivatives are contracts whose value is derived from one or more underlying price, index or other variable. Derivatives are included in the Statement of Financial Position as an asset when the fair value at balance date is positive and classified as a liability when the fair value at balance date is negative.

During the period 231 listed security transactions were made, incurring brokerage costs of \$434.

Notes to the Financial Statements

for the year ended 30 June 2023

The equity securities, including stock exchange domicile, held by the Fund are:

Company Name	Exchange Listing	30 Jun 2023 Holding	30 Jun 2022 Holding	30 Jun 2023 \$	30 Jun 2022 \$
Microsoft	United States	1,120	1,503	572,983	561,355
Alphabet - Class C	United States	2,920	180	530,658	572,590
Amazon.com	United States	1,977	1,572	387,173	242,801
Nestle	Switzerland	2,067	1,638	373,468	277,279
Yum! Brands	United States	1,730	1,833	360,086	302,572
Meta Platforms - Class A	United States	831	1,202	358,267	281,862
SAP	Germany	1,550	1,425	317,912	188,330
Novartis	Switzerland	2,017	2,455	304,824	301,504
Dollar General Corp	United States	1,194	-	304,540	-
Booking	United States	75	58	304,251	147,519
MasterCard	United States	513	757	303,107	347,296
US Bancorp	United States	6,076	3,523	301,586	235,772
Intercontinental Exchange	United States	1,773	1,268	301,196	173,406
Reckitt Benckiser	United Kingdom	2,120	2,583	239,381	281,463
Eversource Energy	United States	2,141	1,108	228,107	136,105
United Health Group	United States	313	-	226,005	-
American Tower	United States	775	-	225,800	-
Visa - Class A	United States	609	1,269	217,269	363,344
Salesforce.com	United States	680	569	215,814	136,563
Unilever	Netherlands	1,935	4,283	151,311	282,080
CME Group	United States	543	-	151,149	-
Aena	Spain	612	906	148,454	167,011
Mondelez International	United States	1,336	-	146,395	-
McDonald's	United States	313	376	140,317	134,991
Wal-Mart Stores	United States	323	1,396	76,270	246,820
Procter & Gamble	United States	333	1,314	75,910	274,762
Netflix	United States	-	719	-	182,842
Chipotle Mexican Grill	United States	-	89	-	169,194
Red Electrica	Spain	-	6,040	-	165,519
Verisign	United States	-	629	-	153,058
Fraport AG	Germany	-	2,170	-	136,913
PayPal	United States	-	1,045	-	106,134
Total Investments				6,962,233	6,569,085

7. Payables

	Note	30 Jun 2023 \$	30 Jun 2022 \$
Management fees payable	11	9,557	9,700
Performance fees payable	11	34,810	-
Due to brokers - payable for securities purchases		541,315	-
Redemptions payable		-	287,278
Other payables		-	72
Total Payables		585,682	297,050

Payables comprise trade creditors and accrued expenses owing by the Fund at balance date. Amounts due to brokers relating to the purchase of investments are usually settled between two and five days after trade date. Payables and accruals are recognised at amortised cost, using the effective interest rate method, at the point where the Fund becomes obliged to make payments in respect of the purchase of these goods and services. At balance date, all payables mature in 0 to 90 days (June 2022: 0 to 90 days).

Notes to the Financial Statements

for the year ended 30 June 2023

8. Unitholders' Equity

	30 Jun 2023 No. of Units	30 Jun 2022 No. of Units
Units on Issue		
Opening balance	3,110,807	2,822,757
Units issued	46,321	536,933
Units issued under DRP	7,321	6,796
Units redeemed	(485,026)	(255,679)
Units on Issue at the end of the Period	2,679,423	3,110,807

Entering and exiting the Fund

Investors can enter or exit the Fund via buying/selling units on Cboe or by applications/withdrawals direct to/from the Responsible Entity. The method of entry into the Fund does not affect the method of exit from the Fund. The entry and exit price received and investment minimums are set out in the Fund's PDSs at www.magellangroup.com.au.

Ordinary Units

Applications received are recorded net of entry fees. Redemptions from the Fund are recorded gross of exit fees. The Fund recognises the units issued, redeemed or switched when settled, which is trade date.

Each unit confers upon the unitholder an equal interest in the Fund, and is of equal value to other units in the Fund. A unit does not confer upon the holder any interest in any particular asset or investment of the Fund. The rights of unitholders are contained in the Fund's Constitution and include:

- the right to receive a distribution determined in accordance with the provisions of the Fund's Constitution;
- the right to attend and vote at meetings of unitholders;
- the right to participate in the termination and winding up of the Fund; and
- the right to redeem units, subject to restrictions disclosed in the Fund's PDS. Those restrictions may include where trading in units on the securities exchange is suspended for five consecutive business days. In this case, unitholders may apply to the Responsible Entity to make an off-market withdrawal of their investment from the Fund when the Fund is liquid. Where the Fund ceases to be liquid, units may only be withdrawn once an offer is made to all investors in the Fund in accordance with the Fund's Constitution.

There may be other circumstances where off-market withdrawals from the Fund are suspended for up to 28 days, including where:

- it is impracticable for the Responsible Entity, or the Responsible Entity is unable, to calculate the NAV of the Fund;
- the payment of withdrawal proceeds involves realising a significant portion of the Fund's assets which would, in the Responsible Entity's opinion, result in remaining investors bearing a disproportionate amount of capital gains tax or expenses, or suffering any other disadvantage or diminution of the value of units held;
- the Responsible Entity reasonably considers it would be in the interests of investors, or it is otherwise permitted by law; or
- the Responsible Entity receives withdrawal requests of an aggregate value that in its reasonable estimate exceeds 5% of the Fund's assets.

There are no separate classes of units and each unit in the Fund has the same rights attaching to it as all other units of the Fund.

Notes to the Financial Statements

for the year ended 30 June 2023

9. Earnings per Unit

Basic Earnings Per Unit ("EPU") is calculated as profit/(loss) for the period divided by the weighted average number of units on issue. Diluted EPU is calculated by adjusting the basic EPU to take into account the effect of any changes in income or expense associated with dilutive potential units and the weighted average number of additional ordinary units that would have been outstanding assuming the conversion of all dilutive potential ordinary units.

	30 Jun 2023	30 Jun 2022
Basic EPU		
Profit/(loss) attributable to unitholders (\$)	1,516,215	(962,716)
Weighted average number of units for basic EPU	3,005,334	3,177,193
Basic EPU (Cents)	50.45	(30.30)
Diluted EPU		
Profit/(loss) attributable to unitholders (\$)	1,516,215	(962,716)
Weighted average number of units for diluted EPU	3,005,334	3,177,193
Diluted EPU (Cents)	50.45	(30.30)
Earnings Reconciliation		
Profit/(loss) used in the calculation of basic and diluted EPU (\$)	1,516,215	(962,716)

As the Fund has no potential dilutive units, basic and diluted EPU are equal. Since the end of the period, the Fund has issued ordinary units under the DRP (refer Note 2).

10. Net Asset Value per Unit

The NAV per unit represents the net assets of the Fund presented in the Statement of Financial Position at balance date divided by the number of units on issue at balance date (refer Note 8).

	30 Jun 2023	30 Jun 2022
	\$	\$
NAV per unit	2.7572	2.3385

The NAV per unit at balance date may differ from the NAV per unit reported to Cboe at 30 June 2023 due to distributions payable and fee accruals.

NAV moves as a result of a number of factors, including movements in asset prices, exchange rates and unitholder subscriptions and redemptions. Asset prices move daily and intraday indicative NAV per unit and daily NAV per unit are available on the MFG website and also the Cboe website. Subsequent to balance date, as at 31 August 2023, the Fund had a NAV per unit of \$2.8624 with a net asset value of \$7,611,925 and 2,659,293 units on issue.

Notes to the Financial Statements

for the year ended 30 June 2023

11. Related Parties

Responsible Entity

The Responsible Entity of the Fund is MAM. MAM is a wholly-owned subsidiary of Magellan Financial Group ("MFG"), the immediate and ultimate parent entity of the Responsible Entity and both are considered to be related parties of the Fund.

Key Management Personnel

Key management personnel ("KMP") are those persons or corporate entities who have authority and responsibility for planning, directing and controlling the activities of the Fund. The Responsible Entity is responsible for managing the activities of the Fund and is considered to be a KMP. The Fund does not employ personnel in its own right.

The Directors of MAM are considered to be KMP. The Directors of MAM during the period and up to the date of this report are: Mr David Dixon (appointed 1 November 2022), Mr John Eales, Mr Andrew Formica (appointed 26 July 2023), Mr Robert Fraser, Ms Colette Garnsey, Mr David George (appointed 19 July 2022), Mr Hamish McLennan, Ms Kirsten Morton (resigned 3 July 2023) and Ms Karen Phin (resigned 20 October 2022). The Fund did not pay any compensation to the Directors of the Responsible Entity.

Responsible Entity Fees

Compensation is paid to the Responsible Entity in the form of fees as follows:

Management Fees

The Responsible Entity is entitled to receive management fees from the Fund for managing the assets and overseeing the operations of the Fund. The management fee is 1.35% per annum (excluding GST) of the value of the Fund, calculated daily. The Responsible Entity pays operating expenses of the Fund, such as audit and tax compliance fees, distribution costs, investor reporting, custody and fund administration costs. Management fees are calculated daily based on the NAV (before fees) of the Fund reflected in the daily unit prices of the Fund and are payable at the end of each month.

Performance Fees

Performance fees are calculated on six monthly calculation periods ending on 30 June and 31 December of each year. The Responsible Entity is entitled to Performance fees of 10% of excess return of the Fund above the higher of the index relative hurdle and the absolute return hurdle, subject to exceeding the applicable high watermark and an overall cap. Performance fees crystallise at the end of a calculation period, or when units are redeemed, subject to a performance fee entitlement existing at the date of redemption. The estimated NAV of the Fund includes a performance fee accrual equal to the amount that would be payable if it were the end of a calculation period. Further details of the performance fees can be found in the Fund's PDS which is available at www.magellangroup.com.au.

Total Management and Performance Fees

The fees paid/payable by the Fund are net of any applicable reduced input tax credits (refer Note 1.6). The management and performance fees paid/payable by the Fund are as follows:

	30 Jun 2023	30 Jun 2022
	\$	\$
Management fee	102,791	119,102
Performance fee	31,645	-
Total Fees Expensed in the Statement of Profit or Loss and Comprehensive Income	134,436	119,102
Total Fees Payable in the Statement of Financial Position	44,367	9,700

Notes to the Financial Statements

for the year ended 30 June 2023

Transactions with Related Parties

The number of units held by and transactions with related parties in the Funds during the period, is as follows:

	30 Jun 2022				30 Jun 2023			
	Acquired/ disposed Number ¹	Holding Number	% ²	Distribution paid/ payable \$ ³	Acquired/ disposed Number ¹	Holding Number	% ²	Distribution paid/ payable \$ ³
MFG	-	2,000,000	64%	200,000	-	2,000,000	75%	204,800

¹ Includes DRP units allotted.

² Percentage of units on issue at the end of the period.

³ Represents the interim distribution paid and final distribution payable for the period, comprising cash paid and DRP units issued.

Transactions between the Fund and related parties are subject to the same terms and conditions as those entered into by other unitholders. Unless specified above, no other KMP held units in the Fund.

12. Capital and Financial Risk Management

Financial Risk Management

The Fund's investment portfolio primarily comprises listed equity investments. The investment objectives of the Fund are to achieve attractive risk-adjusted returns over the medium to long-term, whilst reducing the risk of permanent capital loss, in accordance with its investment strategy (as detailed in the current PDS). The Fund's investing activities expose it to various types of risks including concentration risk, market risk, liquidity risk and credit risk.

Financial risk management is carried out under policies approved by the Responsible Entity. The risk management programme focuses on ensuring compliance with the Fund's PDS and seeks to maximise the returns derived for the level of risk to which the Fund is exposed.

The following disclosures in relation to the various risks of the Fund's portfolio have been based on the Fund's direct holdings.

Concentration Risk

Concentration risk indicates the relative sensitivity of the Fund's performance to developments affecting a particular industry or geographical location. The Fund holds a concentrated portfolio of investments, and the returns of the Fund may be dependent upon the performance of individual companies. The concentrated exposure may lead to increased volatility in the Fund's unit price, and also increases the risk of poor performance. The Fund's concentration risk is managed in accordance with the portfolio risk controls for the Fund, which are approved by MAM's Investment Committee.

Market Risk

Market risk is the risk that the fair value or future cash flows of financial instruments will fluctuate due to changes in market variables such as equity prices, foreign exchange rates, and interest rates.

Equity Price Risk

Equity price risk is the risk that the fair value of equities decreases as a result of changes in market prices, whether those changes are caused by factors specific to the individual stock or factors affecting all instruments in the market. The size and diversification of the portfolio is sufficient to ensure the Fund's returns are not overly correlated to a single company, industry specific or macroeconomic risk but the returns of the portfolio are not expected to be perfectly correlated to any market or sector index. If equity markets as a whole rise or fall by 5%, the return of the Fund may increase or decrease by different amounts.

For illustrative purposes an increase of 5% in the market prices of each of the Fund's investments held at balance date, assuming all other variables remain constant, would have had the following impact on the Fund's profit/(loss) and unitholders' equity.

	30 Jun 2023	30 Jun 2022
	\$	\$
Impact on unitholders' equity and profit/(loss)	348,112	328,454

A decrease of 5% in the market price of each of the Fund's investments would have had an equal but opposite effect on the Fund's profit/(loss) and unitholders' equity.

Notes to the Financial Statements

for the year ended 30 June 2023

Currency Risk

Currency risk is the risk that the fair value of financial assets and liabilities will fluctuate due to changes in foreign exchange rates. Assets and liabilities that the Fund may typically own and that can be affected by foreign exchange rate fluctuations include equities listed on foreign exchanges, cash, forward foreign currency contracts, outstanding broker settlements, and outstanding receipts of income from foreign companies.

The Fund invests in financial assets denominated in currencies other than the Australian Dollar and is therefore exposed to the risk that the movement in the foreign exchange rates will cause fluctuations in profit or loss. The Fund uses forward foreign currency contracts to mitigate this risk by hedging the underlying exposure to financial assets denominated in currencies other than the Australian Dollar.

Due to daily changes in the fair value of underlying assets, the face value of hedging contracts will not always completely eliminate currency exposure. The appropriateness of the amounts hedged is monitored daily and adjusted if the total net exposure of the Fund to any individual foreign currency is greater than 5% of the net assets of the Fund.

The Fund's total net exposure to fluctuations in foreign currency exchange rates, in Australian Dollars at balance date is:

	30 Jun 2023	30 Jun 2022
	\$	\$
Assets and liabilities denominated in:		
United States Dollars	5,830,576	5,513,994
Euro	759,627	970,049
Swiss Francs	705,461	611,433
British Pounds	259,387	300,938
Hong Kong Dollars	2,651	2,560

For illustrative purposes the changes in profit or loss and unitholders' equity that would arise from a 5% increase or decrease in the Australian Dollar, at balance date, relative to each currency to which the Fund is exposed (based on assets and liabilities) are as follows:

	30 Jun 2023		30 Jun 2022	
	5% increase A\$	5% decrease A\$	5% increase A\$	5% decrease A\$
Assets and liabilities denominated in:				
United States Dollars	(277,646)	306,872	(262,571)	290,210
Euro	(36,173)	39,980	(46,193)	51,055
Swiss Francs	(33,593)	37,130	(29,116)	32,181
British Pounds	(12,352)	13,652	(14,330)	15,839
Hong Kong Dollars	(126)	140	(122)	135

Interest Rate Risk

Interest rate risk is the risk that the fair value of a financial instrument will fluctuate due to changes in market interest rates.

The primary exposure to interest rate movements arises on the Fund's cash balances. The value of cash balances is sensitive to the Reserve Bank of Australia and US Federal Reserve cash rate.

Interest rate movements have an insignificant impact upon the Fund's recorded net profit or equity.

Market Making Risk

The Responsible Entity, on behalf of the Fund, may provide liquidity to investors on the securities exchange by acting as a buyer and seller of units in the Fund. At the end of each Business Day, the Responsible Entity, on behalf of the Fund, may create or cancel units by applying for or redeeming its net position in units bought or sold on the securities exchange. The Responsible Entity has appointed an independent market participant to act as its agent to transact and facilitate settlement on its behalf. Market making risk comprises:

- the risk that the market making agent makes an error in executing the Fund's market making services. If the market making agent does not fulfil its settlement processing obligations in a correct and timely manner, the Fund could suffer a loss; and

Notes to the Financial Statements

for the year ended 30 June 2023

- the risk of an error in the execution of market making activities, or in the price at which units are transacted on the securities exchange. As many overseas stock exchange markets in which the Fund invests are closed during the securities exchange trading day, it is not possible for the Responsible Entity to hedge the Fund's market making activities. This may result in either a cost or a benefit to the Fund.

In order to mitigate this risk, the Responsible Entity, on behalf of the Fund, has the discretion to increase the spread at which it makes a market and also has the right to cease making a market subject to its obligations under the securities exchange operating rules.

Liquidity Risk

Liquidity risk is the risk that the Fund will encounter difficulty in meeting obligations associated with financial liabilities on the due date or will be forced to sell financial assets at a value which is less than they are worth.

This risk is managed by the Fund maintaining sufficient cash reserves to meet its normal operating requirements and holding investments that are traded in active markets and can be readily disposed. The majority of the Fund's listed securities are considered readily realisable as they are listed on stock exchanges around the world.

In addition, the Fund's Constitution and PDS allow the Responsible Entity to suspend capital withdrawals from the Fund for up to 28 days, at its discretion, if withdrawal requests would require the disposal of 5% or more of the Trust Property of the Fund, the payment of withdrawals would disadvantage remaining unitholders by imposing a disproportionate share of capital gains tax liabilities, or if the Responsible Entity reasonably considers it to be in the interests of remaining unitholders of the Fund.

At balance date, the Fund had an obligation to settle payables (including distribution payable) of \$726,084 (June 2022: \$452,590) maturing in less than one month. The Fund had cash and receivables totalling \$1,151,533 (June 2022: \$1,158,189) to cover these liabilities.

Credit Risk

Credit risk refers to the risk that a counterparty will fail to meet its contractual obligations resulting in financial loss to the Fund. Market prices generally take counterparty credit into account and therefore the risk of loss is implicitly provided for in the carrying value of financial assets and liabilities held at fair value.

The Fund's maximum exposure to credit risk is the carrying amount of all cash and cash equivalents, financial assets and receivables recognised in the Statement of Financial Position as well as the value of any financial commitments which the Fund would assume in the event of counterparty default.

The Fund minimises concentrations of credit risk by undertaking transactions with numerous reputable brokers, and by ensuring cash balances are held with and managed by financial intermediaries with acceptable credit ratings as determined by a recognised rating agency. To further mitigate this risk, the credit rating and financial positions of the brokers used by the Fund are regularly monitored. Credit risk relating to outstanding settlements is considered low due to the short settlement periods involved.

The Fund is also exposed to the credit risk of The Northern Trust Company ("NT") which is the appointed custodian of the Fund. In acting as custodian, NT is required to comply with the relevant provisions of the *Corporations Act 2001*, applicable ASIC regulatory guides and class orders relating to registered managed investment schemes property arrangements with custodians. The credit quality of NT's long-term deposit/debt is rated at balance date, by Standard and Poor's as AA- and by Moody's as Aa2 (June 2022: Standard and Poor's as AA- and by Moody's as Aa2).

13. Segment Information

An operating segment is a distinguishable component of the Fund that is engaged in business activity from which the Fund earns revenues and incurs expenses, whose operating results are regularly reviewed by the Fund's chief operating decision maker in order to make decisions about the allocation of resources to the segment and assess its performance, and for which discrete financial information is available. The chief operating decision maker has been determined as the Chief Executive Officer.

The Fund's investments are managed on a single portfolio basis and in one business segment being equity investment, as well as in one geographic segment being Australia. The Fund continues to have foreign exposures as it invests in companies which operate internationally.

Notes to the Financial Statements

for the year ended 30 June 2023

14. Auditor's Remuneration

The following amounts were paid or payable by the Responsible Entity on behalf of the Fund for services provided by the auditor of the Fund, Ernst & Young Australia:

	30 Jun 2023	30 Jun 2022
	\$	\$
Fees for audit and review of statutory financial reports	20,370	19,400
Fees for audit related assurance services ¹	1,292	1,279
Fees for other services:		
Taxation compliance services ²	7,900	7,900
Total Auditor's Remuneration	29,562	28,579
% of non-audit fees paid to auditor	31.1%	32.1%

¹ Comprises review of ICR calculations.

² Comprises review of income tax returns and distribution calculations.

Auditor Tenure

MAM as Responsible Entity has appointed Ernst & Young as auditor. Ernst & Young is the auditor of all Funds where MAM is the Responsible Entity. The external audit was last put out to tender in 2018, which aligned to the auditor's 10 year anniversary, and Ernst & Young was reappointed auditor (where relevant to a Fund that was formed prior to 2018) as it scored highest across all requirements and the Board of the Responsible Entity was satisfied that appropriate safeguards were in place to ensure the required independence of Ernst & Young. Ms Clare Sporle has served as lead audit partner since August 2019. In accordance with the *Corporations Act 2001* the next rotation of the lead audit partner is planned to occur after the completion of the 30 June 2024 financial year audit.

15. Contingent Assets, Contingent Liabilities and Commitments

At balance date, the Fund has no contingent assets, contingent liabilities or commitments (June 2022: nil).

16. Subsequent Events

On 25 July 2023, it was announced that Mr Andrew Formica was appointed as a Non-Executive Director with effect from 26 July 2023.

On 17 August 2023, it was announced that Mrs Deborah Page AM will be appointed as a Non-Executive Director with effect from 3 October 2023.

Other than the above and items disclosed throughout this financial report, there have been no matters or circumstances arising after the end of the period that have significantly affected, or may significantly affect, the Fund's operations, the results of its operations, or the Fund's state of affairs in future financial periods.

Directors' Declaration

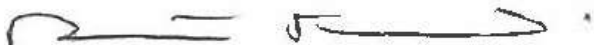
for the year ended 30 June 2023

In the Directors' opinion,

- a. the financial statements and notes set out on pages 9 to 25 are in accordance with the *Corporations Act 2001*, including:
 - i. giving a true and fair view of the financial position of the Fund as at 30 June 2023 and of its performance as represented by the results of its operations and cash flows for the period ended on that date; and
 - ii. complying with Australian Accounting Standards, the *Corporations Regulations 2001*, International Financial Reporting Standards as disclosed in Note 1 and other mandatory professional reporting requirements; and
- b. there are reasonable grounds to believe that the Fund will be able to pay its debts as and when they become due and payable.

This declaration has been made after receiving the declarations required to be made to the Directors in accordance with section 295A of the Corporations Act 2001 for the year ended 30 June 2023.

This declaration is made in accordance with a resolution of the Directors of the Responsible Entity.



Robert Fraser
Chairman

Sydney, 4 September 2023

Independent auditor's report to the unitholders of Magellan Sustainable Fund

Report on the audit of the financial report

Opinion

We have audited the financial report of Magellan Sustainable Fund (the Fund), which comprises the statement of financial position as at 30 June 2023, the statement of profit or loss and comprehensive income, statement of changes in equity and statement of cash flows for the year then ended, notes to the financial statements, including a summary of significant accounting policies, and the directors' declaration.

In our opinion, the accompanying financial report of the Fund is in accordance with the *Corporations Act 2001*, including:

- a. Giving a true and fair view of the Fund's financial position as at 30 June 2023 and of its financial performance for the year ended on that date; and
- b. Complying with Australian Accounting Standards and the *Corporations Regulations 2001*.

Basis for opinion

We conducted our audit in accordance with Australian Auditing Standards. Our responsibilities under those standards are further described in the *Auditor's responsibilities for the audit of the financial report* section of our report. We are independent of the Fund in accordance with the auditor independence requirements of the *Corporations Act 2001* and the ethical requirements of the Accounting Professional and Ethical Standards Board's APES 110 *Code of Ethics for Professional Accountants (including Independence Standards)* (the Code) that are relevant to our audit of the financial report in Australia. We have also fulfilled our other ethical responsibilities in accordance with the Code.

We believe that the audit evidence we have obtained is sufficient and appropriate to provide a basis for our opinion.

Information other than the financial report and auditor's report thereon

The directors are responsible for the other information. The other information comprises the information included in the Fund's 2023 annual report, but does not include the financial report and our auditor's report thereon.

Our opinion on the financial report does not cover the other information and accordingly we do not express any form of assurance conclusion thereon.

In connection with our audit of the financial report, our responsibility is to read the other information and, in doing so, consider whether the other information is materially inconsistent with the financial report or our knowledge obtained in the audit or otherwise appears to be materially misstated.

If, based on the work we have performed, we conclude that there is a material misstatement of this other information, we are required to report that fact. We have nothing to report in this regard.

Responsibilities of the directors for the financial report

The directors of the Fund are responsible for the preparation of the financial report that gives a true and fair view in accordance with Australian Accounting Standards and the *Corporations Act 2001* and for such internal control as the directors determine is necessary to enable the preparation of the financial report that gives a true and fair view and is free from material misstatement, whether due to fraud or error.

In preparing the financial report, the directors are responsible for assessing the Fund's ability to continue as a going concern, disclosing, as applicable, matters relating to going concern and using the going concern basis of accounting unless the directors either intend to liquidate the Fund or to cease operations, or have no realistic alternative but to do so.

Auditor's responsibilities for the audit of the financial report


Our objectives are to obtain reasonable assurance about whether the financial report as a whole is free from material misstatement, whether due to fraud or error, and to issue an auditor's report that includes our opinion. Reasonable assurance is a high level of assurance, but is not a guarantee that an audit conducted in accordance with the Australian Auditing Standards will always detect a material misstatement when it exists. Misstatements can arise from fraud or error and are considered material if, individually or in the aggregate, they could reasonably be expected to influence the economic decisions of users taken on the basis of this financial report.

As part of an audit in accordance with the Australian Auditing Standards, we exercise professional judgment and maintain professional scepticism throughout the audit. We also:

- Identify and assess the risks of material misstatement of the financial report, whether due to fraud or error, design and perform audit procedures responsive to those risks, and obtain audit evidence that is sufficient and appropriate to provide a basis for our opinion. The risk of not detecting a material misstatement resulting from fraud is higher than for one resulting from error, as fraud may involve collusion, forgery, intentional omissions, misrepresentations, or the override of internal control.
- Obtain an understanding of internal control relevant to the audit in order to design audit procedures that are appropriate in the circumstances, but not for the purpose of expressing an opinion on the effectiveness of the Fund's internal control.
- Evaluate the appropriateness of accounting policies used and the reasonableness of accounting estimates and related disclosures made by the directors.
- Conclude on the appropriateness of the directors' use of the going concern basis of accounting and, based on the audit evidence obtained, whether a material uncertainty exists related to events or conditions that may cast significant doubt on the Fund's ability to continue as a going concern. If we conclude that a material uncertainty exists, we are required to draw attention in our auditor's report to the related disclosures in the financial report or, if such disclosures are inadequate, to modify our opinion. Our conclusions are based on the audit evidence obtained up to the date of our auditor's report. However, future events or conditions may cause the Fund to cease to continue as a going concern.
- Evaluate the overall presentation, structure and content of the financial report, including the disclosures, and whether the financial report represents the underlying transactions and events in a manner that achieves fair presentation.

We communicate with the directors regarding, among other matters, the planned scope and timing of the audit and significant audit findings, including any significant deficiencies in internal control that we identify during our audit.

We also provide the directors with a statement that we have complied with relevant ethical requirements regarding independence, and to communicate with them all relationships and other matters that may reasonably be thought to bear on our independence, and where applicable, actions taken to eliminate threats or safeguards applied.



Ernst & Young



Clare Sporle

Partner

Sydney,

4 September 2023

Unitholder Information

Distribution of Unitholders

The distribution of unitholders of the Fund as at 23 August 2023 is presented as follows:

Distribution of Holdings	Number of Unit Holders	Number of Units	Percentage of Units on Issue %
1-1,000	11	4,621	0.17
1,001-5,000	17	52,891	1.99
5,001-10,000	8	60,088	2.26
10,001-100,000	18	541,693	20.37
100,001 and over	1	2,000,000	75.21
Total	55	2,659,293	100.00

Number of holders with less than a marketable parcel of units 3 167

Twenty Largest Unitholders

The names of the 20 largest unitholders in the Fund as at 23 August 2023 are as follows:

Holder Name	Number of Units	Percentage of Units on Issue
Magellan Financial Group Ltd	2,000,000	75.21
The Trust Company (Ptal) Limited O/A Cal	70,428	2.65
Ms Margaret Sunde <Mgn Sunde Sustainable>	63,586	2.39
Australian Society Of Plastic Surgeons Inc	61,777	2.32
Jos Luck Pty Ltd <Jos Luck Family A/C>	45,403	1.71
Dr Sarah Ellen Huffam	39,000	1.47
Chargroup 116 Pty Ltd <Elmo A/C>	32,000	1.20
Pg Galvin Smsf Administration Pty Ltd <Pg Galvin Smsf A/C>	29,800	1.12
Lagbuie Smsf Pty Ltd <Pi & Rh Super Fund A/C>	29,253	1.10
Ms Jennifer Klempfner	29,200	1.10
Mrs Linda Karen Jaffe	24,800	0.93
Mrs Janet Maxwell Wright	18,278	0.69
Seal Investment Company	17,263	0.65
Bt Portfolio Services - Panorama	15,640	0.59
Mr Jonathan Sunde Vandenberg & Ms Zoe Sunde Vandenberg <Jono&Zoe>	14,657	0.55
Halcyon 1954 Pty Ltd <Halcyon Sf A/C>	14,000	0.53
Howe-Hunter Super Pty Ltd <Malurus Superannuation Fund>	13,840	0.52
Mr Daniel Tracey	11,727	0.44
Mrs Elizabeth Louisa Hemsley	11,040	0.42
Mr Timothy Hahn <Mr Finlay Hahn>	8,534	0.32
Total Units Held by the 20 Largest Unitholders	2,550,226	95.91

Total Units on Issue 2,659,293 100.00

Units

All issued units carry one vote per unit and the right to distributions.

Stock Exchange Listing

The Fund's ticker code is "MSUF" for its units.

Corporate Information

Directors

Robert Fraser - Chairman
David Dixon - Deputy Chairman
John Eales AM
Andrew Formica
Colette Garnsey OAM
David George - Managing Director and Chief Executive Officer
Hamish McLennan

Company Secretary

Marcia Venegas

Registered Office

Level 36, 25 Martin Place
Sydney NSW 2000
Telephone: 1800 6243 5526 (Australia), +61 2 9235 4888 (International)
Fax: +61 2 9235 4800
Email: info@magellangroup.com.au

Website

<http://www.magellangroup.com.au>

Auditor

Ernst & Young
200 George Street
Sydney NSW 2000

Unit Registrar

Automic Group
Level 5, 126 Phillip Street
Sydney NSW 2000
Telephone: 1300 408 792
Fax: +61 2 8072 1409
Email: magellanfunds@automicgroup.com.au