

Magellan Global Trust

ARSN: 620 753 728

Ticker: MGG

Trust Facts

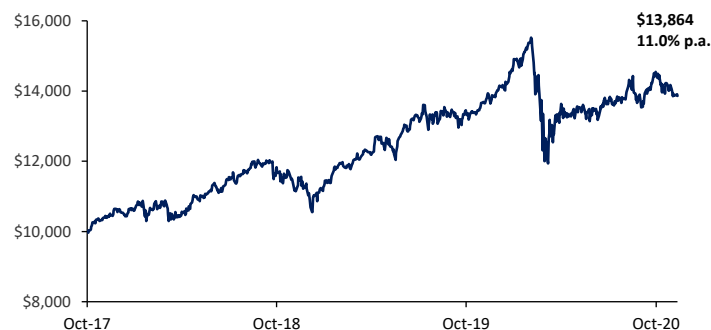
Portfolio Manager	Hamish Douglass and Stefan Marcionetti		
Structure	Listed Investment Trust		
Inception Date	18 October 2017		
Management Fee ¹	1.35% per annum		
Fund Size / NAV Price	AUD \$2,274.2 million /\$1.8297 per unit		
Distribution Frequency	Semi-Annually		
Performance Fee ¹	10.0% of the excess return of the units of the Trust above the higher of the Index Relative Hurdle (MSCI World Net Total Return Index (AUD)) and the Absolute Return Hurdle (the yield of 10-year Australian Government Bonds). Additionally, the Performance Fees are subject to a high water mark.		
iNAV tickers	Bloomberg Thomson Reuters IRESS	MGG AU Equity MGG.AX MGG.ASX	MGGIV Index MGGAUiv.P MGGINAV.ETF

¹All fees are inclusive of the net effect of GST

Trust Features

- ASX listed investment trust
- Trust is an actively managed global equities fund
- Target Cash Distribution yield of 4% per annum paid semi-annually
- An attractive distribution reinvestment plan with a 5% discount to the NAV per Unit in respect of the Target Cash Distribution. The discount will be paid by the Magellan Group
- Currency exposure to be managed by Magellan, currently not hedged to AUD[†]
- Minimum administration for investors; no paperwork needed to trade
- Units can be bought or sold on the ASX like any other listed security
- Settlement via CHES

Performance Chart growth of AUD \$10,000**



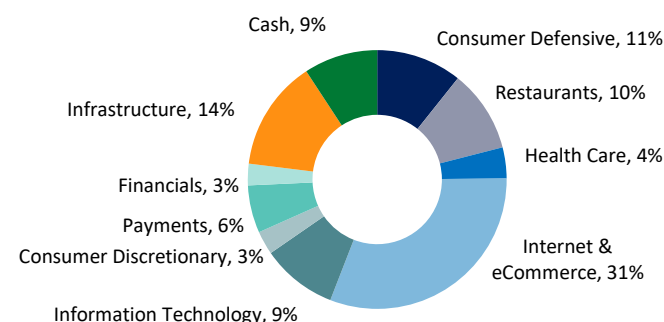
Trust Performance**

	Fund (%)	Index (%)**	Excess (%)
MTD	-1.0	7.8	-8.8
Since Inception (p.a.)	11.0	12.4	-1.4

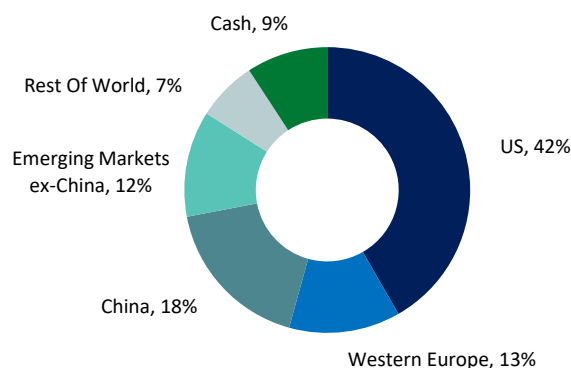
Top 10 Holdings[†]

In alphabetical order	Sector [#]
Alibaba Group Holding Ltd	Internet & eCommerce
Alphabet Inc	Internet & eCommerce
Crown Castle International	Infrastructure
Facebook Inc - Class A Shares	Internet & eCommerce
Microsoft Corporation	Information Technology
Netflix Inc	Internet & eCommerce
Novartis AG	Health Care
Reckitt Benckiser Group	Consumer Defensive
Starbucks Corporation	Restaurants
Tencent Holdings Ltd	Internet & eCommerce

Sector Exposure by Source of Revenue[#]



Geographical Exposure by Source of Revenue[#]


[#] Sectors are internally defined. Geographical exposure is calculated on a look through basis based on underlying revenue of individual companies. Cash exposure includes profit/loss on currency hedging. Exposures may not sum to 100% due to rounding.

[†] The Trust is currently exercising its ability to hedge some of the capital component of the foreign currency exposure of the Trust arising from investments in overseas markets back to Australian Dollars.

^{*} Calculations are based the ASX released net asset value with distributions reinvested, after ongoing fees and expenses but excluding individual tax, member fees and entry fees (if applicable).

^{**} MSCI World Net Total Return Index (AUD).

^{*} Effective 27 November 2020, all units in the Trust were acquired by the Magellan Global Fund under the restructure of our global equities retail product offerings. As such, the Trust Performance, Top 10 Holdings and Exposures are shown as at that date.