

Magellan Sustainable Fund (Managed Fund)

ARSN: 645 516 187 | APIR: MGE8722AU

Ticker: MSUF

Fund Features

- A high conviction (20-50 securities), high quality focus, low turnover portfolio.
- Designed for capital preservation in adverse markets, whilst delivering attractive absolute risk-adjusted returns through the economic cycle.
- Portfolio construction incorporates detailed macroeconomic analyses to capture opportunities whilst mitigating risks, alongside the application of both fixed and dynamic risk limits.
- Investors can buy or sell units on Chi-X like any other listed security or apply and redeem directly with the Responsible Entity.

Fund Facts

Portfolio Manager	Domenico Giuliano	
Structure	Global Equity Fund, A\$ Unhedged	
Inception Date	11 December 2020	
Management Fee ¹	1.35% per annum	
Buy/Sell Spread ^{1,2}	0.10%/0.10%	
Minimum Investment Size ²	AUD\$10,000	
Fund Size / NAV Price	AUD \$9.1 million / \$2.8546 per unit	
Distribution Frequency	Semi-annually	
Performance Fee ¹	10.0% of the excess return of the units of the Fund above the higher of the Index Relative Hurdle (MSCI World Net Total Return Index (AUD)) and the Absolute Return Hurdle (the yield of 10-year Australian Government Bonds). Additionally, the Performance Fees are subject to a high-water mark.	
iNAV tickers	Solactive iNAV	ICE iNAV
Bloomberg (MSUF AU Equity)	MSUFAIV	MSUFAUIV Index
Refinitive (MSUF.CHA)	MSUFAUDINAV=SOLA	MSUFAUIV.P
IRESS (MSUF.CXA)	MSUFAUDINAV	MSUF-AUINAV.NGIF
Carbon Intensity ³ (CO ₂ t/US\$1m revenue)	Fund: 19	Index*: 131

¹All fees are inclusive of the net effect of GST.

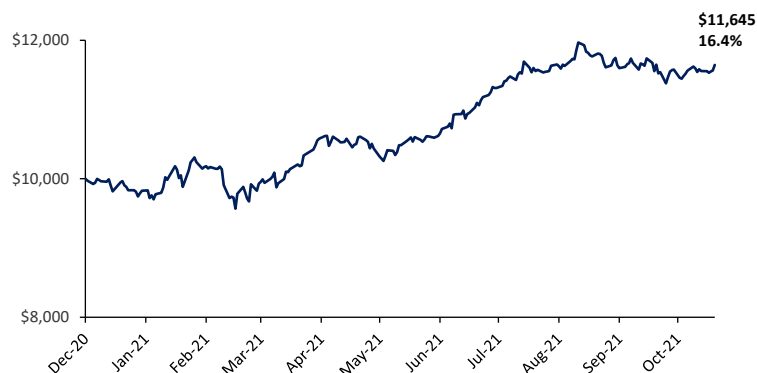
²Only applicable to investors who apply for units directly with the Responsible Entity.

³As at 30 September 2021. Carbon intensity data available on a quarterly basis. Certain information ©2021 MSCI ESG Research LLC. Reproduced by permission.

Fund Performance*

	Fund (%)	Index (%) ⁺	Excess (%)
1 Month	1.1	1.6	-0.5
3 Months	0.6	1.6	-1.0
Since Inception	16.4	22.4	-6.0

Performance Chart growth of AUD \$10,000*



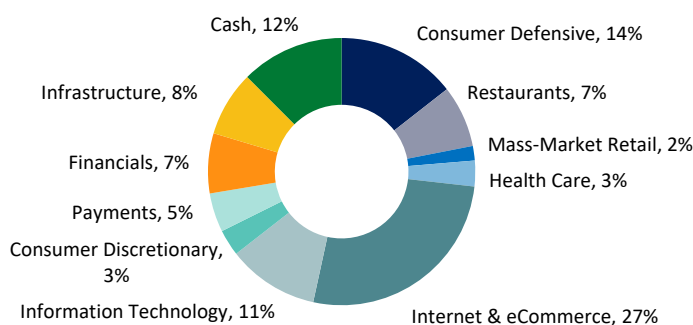
Environmental, Social, Governance and Low Carbon

- Integrated proprietary ESG risk assessment process and low carbon framework.
- Companies with material exposures to businesses considered detrimental to society or environment are removed from the universe, including exposures to tobacco, alcohol, gambling, adult entertainment and weapons, amongst other exposures as determined from time to time by Magellan.
- Companies are reviewed for the materiality of their exposures to environmental, social and governance issues, with assessments incorporated into our perspectives on business risks.
- We overlay our proprietary Low Carbon framework to deliver a portfolio with much lower carbon risk exposure than world markets.

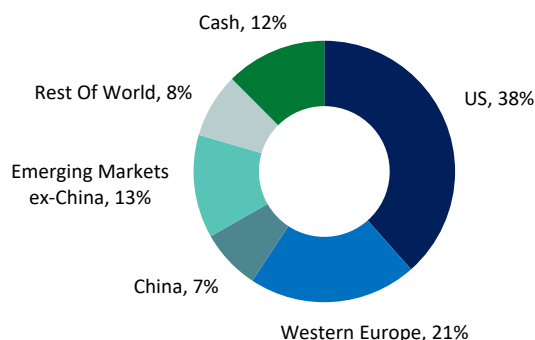
Top 10 Holdings

In alphabetical order	Sector [#]
Alibaba Group Holding Ltd	Internet & eCommerce
Alphabet Inc	Internet & eCommerce
McDonald's Corporation	Restaurants
Meta Platforms Inc	Internet & eCommerce
Microsoft Corporation	Information Technology
Nestle SA	Consumer Defensive
Netflix Inc	Internet & eCommerce
Reckitt Benckiser Group	Consumer Defensive
US Bancorp	Financials
Yum! Brands Inc	Restaurants

Sector Exposure by Source of Revenue[#]



Geographical Exposure by Source of Revenue[#]



* Index is the MSCI World NTR Index (AUD).

⁺ Calculations are based on exit price with distributions reinvested, after ongoing fees and expenses but excluding individual tax, member fees and entry fees (if applicable). Fund Inception 11 December 2020. Returns denoted in AUD.

[#] Sectors are internally defined. Geographical exposure is calculated on a look through basis based on underlying revenue exposure of individual companies held within the portfolio. Exposures may not sum to 100% due to rounding.

Important Information: Units in the fund referred to herein are issued by Magellan Asset Management Limited ABN 31 120 593 946, AFS Licence No. 304 301 ('Magellan'). This material has been prepared for general information purposes only and must not be construed as investment advice or as an investment recommendation. This material does not take into account your investment objectives, financial situation or particular needs. This material does not constitute an offer or inducement to engage in an investment activity nor does it form part of any offer documentation, offer or invitation to purchase, sell or subscribe for interests in any type of investment product or service. You should obtain and consider the relevant Product Disclosure Statement ('PDS') and Target Market Determination ('TMD') and consider obtaining professional investment advice tailored to your specific circumstances before making a decision about whether to acquire, or to continue to hold, the relevant financial product. A copy of the relevant PDS and TMD relating to the relevant Magellan financial product may be obtained by calling +61 2 9235 4888 or by visiting www.magellangroup.com.au

Past performance is not necessarily indicative of future results and no person guarantees the future performance of the fund, the amount or timing of any return from it, that asset allocations will be met, that it will be able to implement its investment strategy or that its investment objectives will be achieved. No representation or warranty is made with respect to the accuracy or completeness of any of the information contained in this material. Magellan will not be responsible or liable for any losses arising from your use or reliance upon any part of the information contained in this material. Further information regarding any benchmark referred to herein can be found at www.magellangroup.com.au. Any third-party trademarks contained herein are used for information purposes only and are the property of their respective owners. Magellan claims no ownership in, nor any affiliation with, such trademarks. This material and the information contained within it may not be reproduced, or disclosed, in whole or in part, without the prior written consent of Magellan. MSUF44500