

Magellan Infrastructure Fund

Fund Update: 30 November 2011

Key Facts

Portfolio Manager

Gerald Stack

Structure

Infrastructure Fund, \$A hedged

Inception date

1 July 2007

Performance Fee*

10.10% of excess return over the higher of the Index Relative hurdle (UBS Developed Infrastructure & Utilities Net TR Index (\$A Hedged)) and the Absolute Return Hurdle (Australian Government 10-year bond yield). Additionally, the Performance Fees are subject to a high water mark.

MER/ICR*

1.06%

Buy/Sell Spread*

0.25%/0.25%

Fund Size

\$A169.8 million

*All fees are inclusive of the net effect on GST

Performance[†]

	Fund	Excess Return*
1 month	1.28%	0.52%
3 months	2.24%	-1.24%
6 months	-2.18%	-0.80%
12 months	10.98%	4.13%
2 Years [% p.a.]	13.47%	6.08%
3 Years [% p.a.]	14.91%	8.32%
4 Years [% p.a.]	-0.33%	3.14%
Since Inception [% p.a.]	0.37%	2.15%
Since Inception	1.62%	9.26%

*Over benchmark

Top 10 Holdings

in Alphabetical Order	
American Water Works	Water Utilities
Auckland Airport	Airports
Fraport	Airports
ITC Holdings	Transmission and Distribution
Southern Co	Integrated Regulated
Transurban Group	Urban Toll Roads
Washington Gas	Gas Utilities
Westar Energy	Integrated Regulated
Wisconsin Energy	Integrated Regulated
Zurich Airport	Airports

Regional Breakdown*

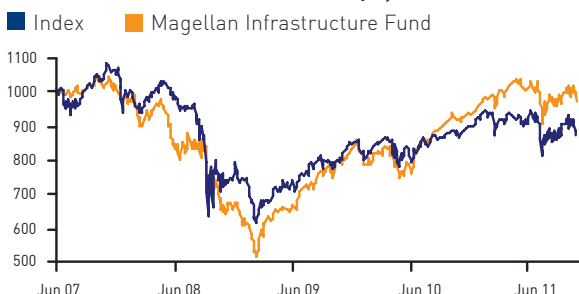
	% of Portfolio
Europe	20.03%
North America	41.68%
Australia	14.30%
United Kingdom	9.57%
Asia ex-Japan	5.86%
Emerging Markets	1.48%
Japan	0.00%
Cash	7.07%
Total	100%

Portfolio Commentary

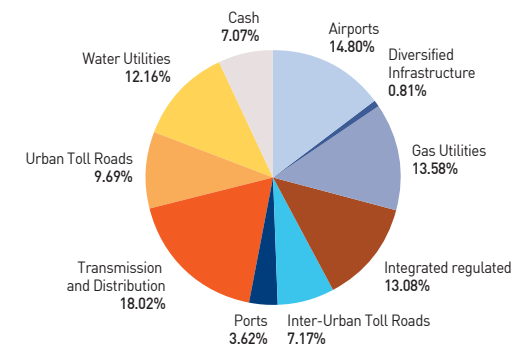
During November 2011, the Magellan Infrastructure Fund returned 1.28% net of fees compared to the UBS Index return of 0.76%, giving 0.52% out-performance for the month.

Continuing uncertainty surrounding European sovereign solvency has led to sub-par returns from European stocks (ex UK) over the past months. European stocks represent approximately 20% of the investment portfolio and to this point most European infrastructure assets continue to post robust operational performance e.g. October passenger growth (reported in November) was 2.5% for Frankfurt Airport and 1.9% for Zurich Airport. The Fund has approximately 50% of the investment portfolio invested in UK and US utilities and these utilities continue to operate reliably and provide reliable returns. Finally, approximately 20% of the Fund's investment portfolio is invested in Australian and New Zealand infrastructure assets which continue to benefit from a combination of low but stable volume growth, inflation indexation and cost control.

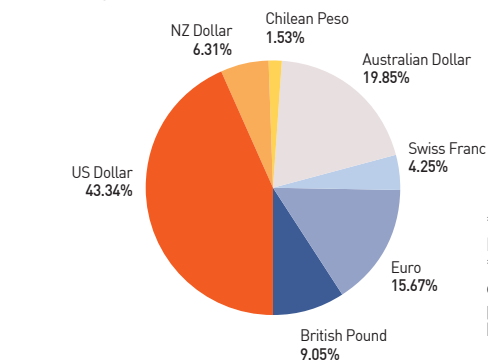
Performance Chart Growth of \$1,000



Industry Breakdown



Currency Breakdown**



*Calculated on a Domicile of Asset basis
**The foreign currency exposures of the portfolio are fully hedged back into AUD

www.magellangroup.com.au

[†]Calculations are based on exit price with distributions reinvested, after ongoing fees and expenses but excluding individual tax, member fees and entry fees (if applicable) Fund Inception 1 July 2007.
Important Information: Units in the Magellan Infrastructure Fund are issued by Magellan Asset Management Limited (ABN 31 120 593 946, AFS Licence No 304 301). This material has been provided for general information purposes and must not be construed as investment advice. This material has been prepared without taking into account the investment objectives, financial situation or particular needs of any particular person. Investors should consider obtaining professional investment advice tailored to their specific circumstances prior to making any investment decisions and should read the relevant Product Disclosure Statement (PDS) available at www.magellangroup.com.au or call 02 8114 1888 to obtain a copy of the PDS.