

Magellan Infrastructure Fund (Unhedged)

ARSN: 164 285 830

Fund Facts

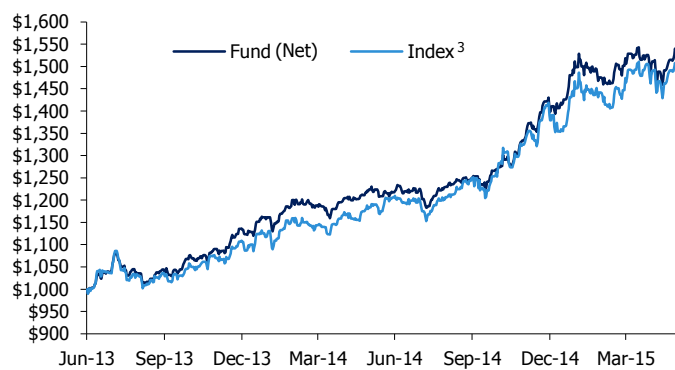
Portfolio Manager	Gerald Stack
Structure	Global Listed Infrastructure Fund (Unhedged)
Inception Date	1 July 2013
Management & Administration Fee ¹	1.05%
Buy/Sell Spread ¹	0.15%/0.15%
Fund Size	AUD \$192.4 million
Performance Fee ¹	10.0% of the excess return of the Units of the Fund above the higher of the Index Relative hurdle (S&P Global Infrastructure Index A\$ Unhedged Net Total Return) and the Absolute Return Hurdle (the yield of 10-year Australian Government Bonds). Additionally, the Performance Fees are subject to a high water mark.

¹All fees are exclusive of the net effect of GST

Fund Features

- Offers investors a pure, benchmark-unaware exposure to global listed infrastructure
- Conservative definition of core infrastructure: invests in companies that generate over 75% of their earnings from the ownership of infrastructure assets
- Relatively concentrated portfolio of typically 20 to 40 investments.
- Maximum cash position of 20%
- \$20,000 minimum investment amount.

Performance Chart growth of AUD \$1,000²



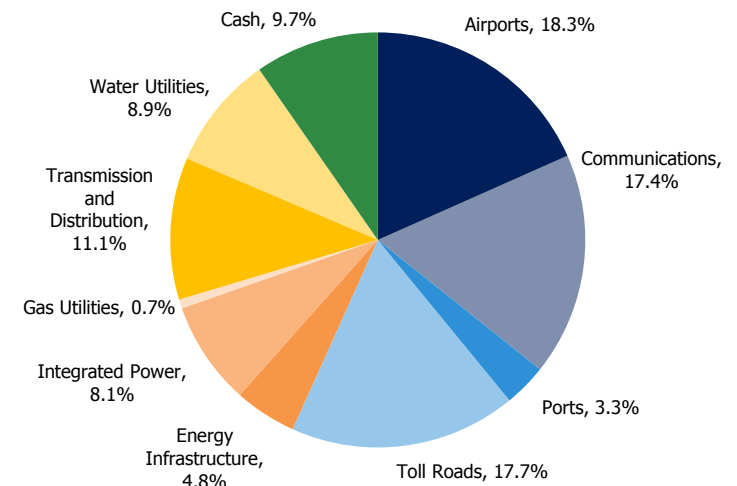
Fund Performance²

	Fund (%)	Index (%) ³	Excess (%)
1 Month	1.9	1.4	0.5
3 Months	3.9	4.0	-0.1
6 Months	14.9	13.2	1.7
1 Year	25.2	26.7	-1.5
Since Inception (% p.a.)	25.0	23.5	1.5

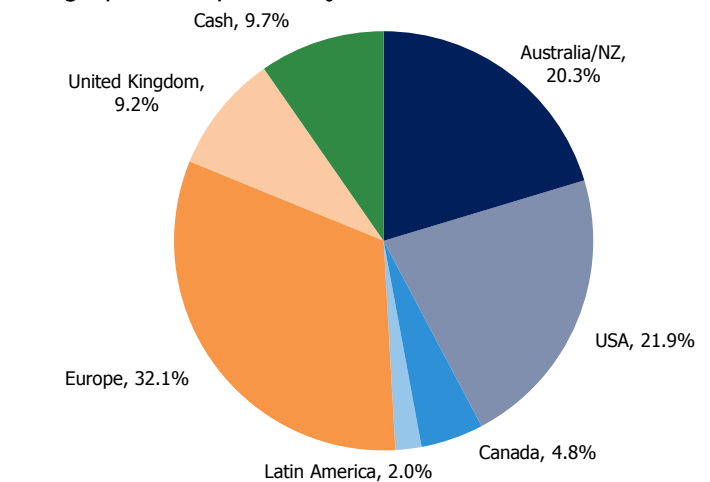
Top 10 Holdings

In alphabetical order	GICS Sectors
Atlantia Spa	Toll Roads
Auckland International Airport	Airports
Crown Castle International Corp	Communications
Enbridge Inc	Energy Infrastructure
Eutelsat Communications	Communications
Flughafen Zeurich AG	Airports
Fraport AG Frankfurt Airport Services	Airports
National Grid Plc	Transmission and Distribution
SES	Communications
Transurban Group	Toll Roads

Industry Exposure by Source of Revenues⁴



Geographical Exposure by Source of Revenues⁴



²Calculations are based on exit price with distributions reinvested, after ongoing fees and expenses but excluding individual tax, member fees and entry fees (if applicable). Fund Inception 1 July 2013.
³S&P Global Infrastructure Index A\$ Unhedged Net Total Return spliced with UBS Developed Infrastructure and Utilities Net Total Return Index (AUD). Note: The UBS Developed Infrastructure and Utilities Net Total Return Index (AUD) has been discontinued and was replaced by Magellan on 1 January 2015 with the S&P Global Infrastructure Index A\$ Unhedged Net Total Return.
⁴Calculated on a domicile of asset basis