

# Magellan Infrastructure Fund (Currency Hedged) (Managed Fund)

ARSN: 612 467 580

ASX code: MICH

## Fund Facts

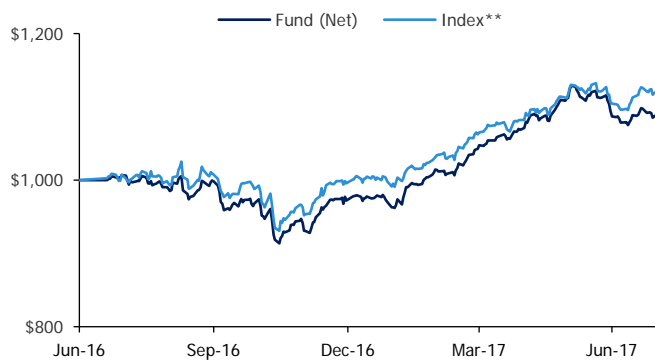
Portfolio Manager	Gerald Stack		
Structure	ASX-quoted Global Infrastructure Fund		
Inception Date	19 July 2016		
Management & Administration Fee <sup>1</sup>	1.05%		
Fund Size	AUD \$94.3 million		
Distribution Frequency	Six Monthly		
Performance Fee <sup>1</sup>	10% of the excess return of the units of the Fund above the higher of the Index Relative Hurdle (S&P Global Infrastructure Index A\$ Hedged Net Total Return) and the Absolute Return Hurdle (the yield of 10-year Australian Government Bonds). Additionally, the Performance Fees are subject to a high water mark.		
iNAV tickers	Bloomberg	MICHIV	MICHIV Index
	Thomson Reuters	MICH.AX	MICHin.IDCC
	IRESS	MICH.AXW	MICHNAV.ETF

<sup>1</sup>All fees are inclusive of the net effect of GST

## Fund Features

- ASX quoted version of Magellan Infrastructure Fund
- Fund is actively managed
- Minimum administration for investors; no paperwork needed to trade
- Units can be bought or sold on the ASX like any other listed security
- Efficient and live pricing
- Provision of liquidity by the Fund
- Settlement via CHESS
- Magellan has significant investment alongside unit holders

## Performance Chart growth of AUD \$1,000\*



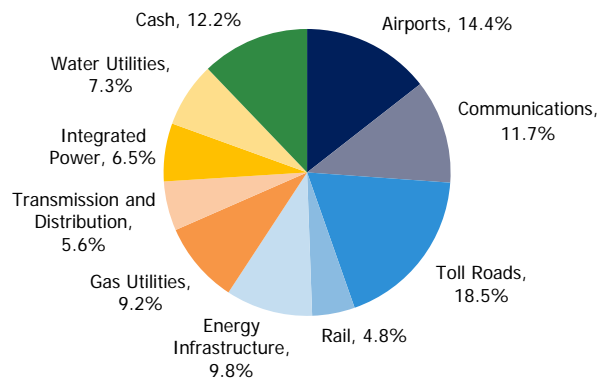
## Fund Performance\*

	Fund (%)	Index (%)**	Excess (%)
1 Month	0.3	1.6	-1.3
3 Months	2.0	3.7	-1.7
6 Months	13.2	12.8	0.4
1 Year	8.2	11.4	-3.2
Since Inception (% p.a.)	8.7	11.8	-3.1

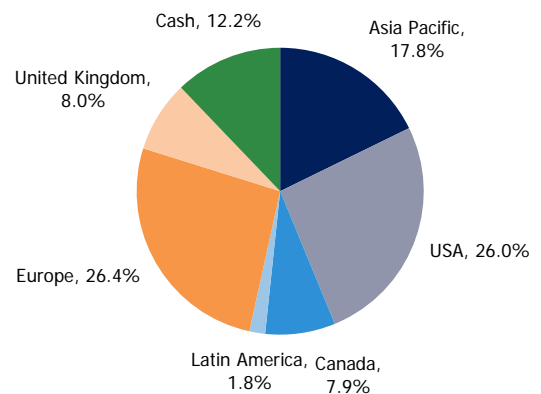
## Top 10 Holdings

In alphabetical order	Sector <sup>#</sup>
Aeroports De Paris	Airports
Atlantia SpA	Toll Roads
Crown Castle International	Communications
Enbridge Inc	Energy Infrastructure
Macquarie Atlas Roads	Toll Roads
National Grid PLC	Transmission and Distribution
Sempra Energy	Gas Utilities
Sydney Airports	Airports
Transurban Group	Toll Roads
United Utilities Group Plc	Water Utilities

## Sector Exposure<sup>#</sup>



## Geographical Exposure<sup>#</sup>



\* Calculations are based on the monthly ASX released net asset value with distributions reinvested, after ongoing fees and expenses but excluding individual tax, member fees and entry fees (if applicable). Fund Inception 19 July 2016.

\*\* The index is the S&P Global Infrastructure Index A\$ Hedged Net Total Return

<sup>#</sup> Sectors are internally defined. Geographical exposures are by domicile of listing.