

Magellan Infrastructure Fund (Currency Hedged) (Managed Fund)

ARSN: 612 467 580

ASX code: MICH

Fund Facts

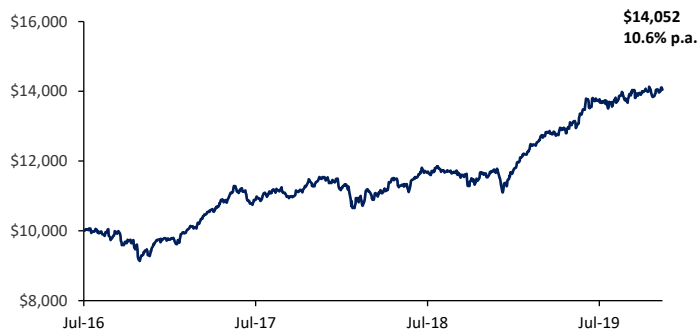
Portfolio Manager	Gerald Stack		
Structure	ASX-quoted Global Infrastructure Fund		
Inception Date	19 July 2016		
Management Fee ¹	1.05%		
Fund Size	AUD \$548.1 million		
Distribution Frequency	Six Monthly		
Performance Fee ¹	10% of the excess return of the units of the Fund above the higher of the Index Relative Hurdle (S&P Global Infrastructure Index A\$ Hedged Net Total Return) and the Absolute Return Hurdle (the yield of 10-year Australian Government Bonds). Additionally, the Performance Fees are subject to a high water mark.		
iNAV tickers	Bloomberg	MICH AU Equity	MICHIV Index
	Thomson Reuters	MICH.AX	MICHin.IDCC
	IRESS	MICH.AXW	MICHNAV.ETF

¹All fees are inclusive of the net effect of GST

Fund Features

- ASX quoted version of Magellan Infrastructure Fund
- Fund is actively managed
- Minimum administration for investors; no paperwork needed to trade
- Units can be bought or sold on the ASX like any other listed security
- Efficient and live pricing
- Provision of liquidity by the Fund
- Settlement via CHES
- Magellan has significant investment alongside unit holders

Performance Chart growth of AUD \$10,000*



Fund Performance*

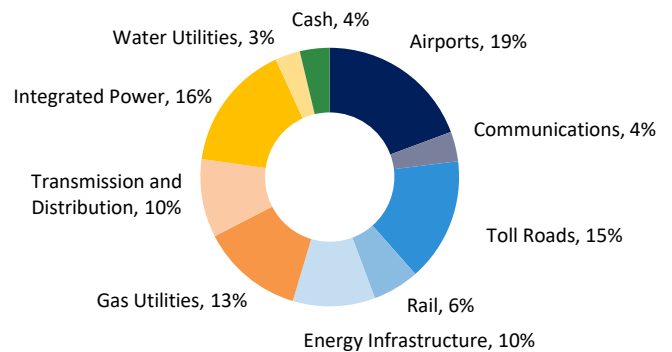
	Fund (%)	Index (%)**	Excess (%)
1 Month	0.2	-0.3	0.5
3 Months	1.3	2.4	-1.1
6 Months	8.0	6.6	1.4
1 Year	20.1	18.5	1.6
3 Years (% p.a.)	14.3	10.4	3.9
Since Inception (% p.a.)	10.6	8.0	2.6

Important Information: Units in the fund(s) referred to herein are issued by Magellan Asset Management Limited (ABN 31 120 593 946, AFS Licence No 304 301). Past performance is not necessarily indicative of future results and no person guarantees the future performance of the fund(s), the amount or timing of any return from the fund(s), or that the investment objectives of the fund(s) will be achieved. This material has been provided for general information purposes and must not be construed as investment advice. It does not take into account the investment objectives, financial situation or particular needs of any particular person. Investors should consider obtaining professional investment advice tailored to their specific circumstances and should read the relevant Product Disclosure Statement (PDS) applicable to the fund(s) prior to making any investment decisions. The PDS for the fund(s) is available at www.magellangroup.com.au or can be obtained by calling 02 9235 4888. Any trademarks, logos, and service marks contained herein may be the registered and unregistered trademarks of their respective owners. Nothing contained herein should be construed as granting by implication, or otherwise, any licence or right to use any trademark displayed without the written permission of the owner. No part of this material may be reproduced or disclosed, in whole or in part, without the prior written consent of Magellan Asset Management Limited.

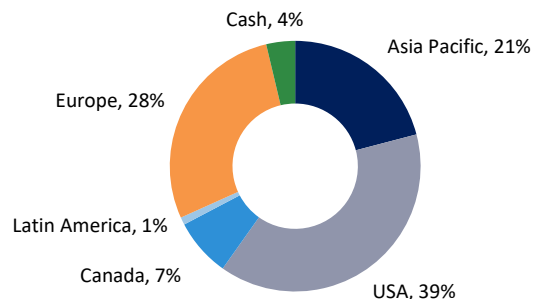
Top 10 Holdings

In alphabetical order	Sector [#]
Aena SME SA	Airports
Aeroports De Paris	Airports
Atlas Arteria	Toll Roads
Atmos Energy Corp	Gas Utilities
Enbridge Inc	Energy Infrastructure
Eversource Energy	Integrated Power
Sempra Energy	Gas Utilities
Sydney Airports	Airports
Transurban Group	Toll Roads
Xcel Energy Inc	Integrated Power

Sector Exposure[#]



Geographical Exposure[#]



[#] Sectors are internally defined. Geographical exposures are by domicile of listing. Exposures may not sum to 100% due to rounding.

* Calculations are based on the monthly ASX released net asset value with distributions reinvested, after ongoing fees and expenses but excluding individual tax, member fees and entry fees (if applicable). Fund Inception 19 July 2016.

** The index is the S&P Global Infrastructure Index A\$ Hedged Net