

# Magellan High Conviction Trust (Managed Fund)

ARSN: 634 789 754

Ticker: MHHT

## Trust Facts

Structure	Global Equity Fund	
Inception Date	11 October 2019	
Management Fee <sup>1</sup>	1.50% per annum	
Trust Size / NAV Price	AUD \$702.6 million / \$1.5688 per unit	
Distribution Frequency	Semi-annually	
Performance Fee <sup>1</sup>	10% of the excess return of the units of the Trust above the Absolute Return performance hurdle (10% per annum). Additionally, the Performance Fees are subject to a high water mark.	
Tickers	<b>Solactive iNAV</b>	<b>ICE iNAV</b>
Bloomberg (MHHT AU Equity)	MHHTAUIV Index	MHHTIV Index
Refinitive (MHHT.AX)	MHHTAUDINAV=SOLA	MHHTAUiv.P
IRESS (MHHT.ASX)	MHHTAUDINAV.ETF	MHHT-AUINAV.NGIF

<sup>1</sup>All fees are inclusive of the net effect of GST

## Trust Features

- 'Open-ended' active ETF
- Actively managed global equities trust, invested in 8-12 of Magellan's best ideas
- Target Cash Distribution yield of 3% per annum paid semi-annually
- Minimum administration for investors; no paperwork needed to trade
- Investors can buy or sell units on the ASX like any other listed security or apply and redeem directly with the Responsible Entity
- Settlement via CHES

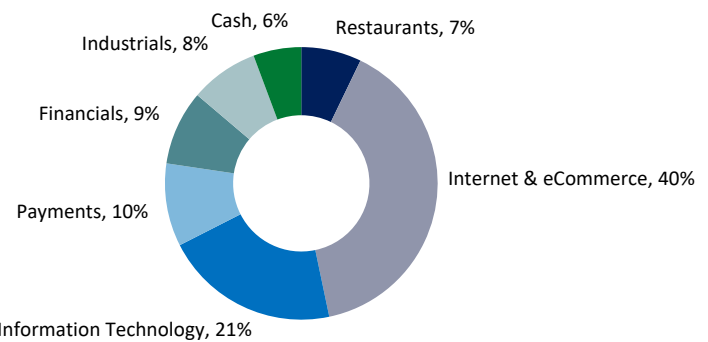
## Trust Performance<sup>^</sup>

	Magellan High Conviction Trust (Managed Fund) (%)
1 Month	-8.0
3 Months	-13.2
1 Year	2.7
Since Inception (% p.a.)	4.9

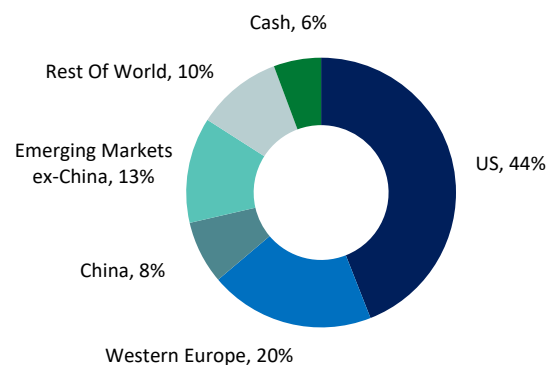
## Top 5 Holdings

In alphabetical order	Sector <sup>#</sup>
Alphabet Inc	Internet & eCommerce
Intercontinental Exchange Inc	Financials
Microsoft Corporation	Information Technology
Netflix Inc	Internet & eCommerce
Visa Inc	Payments

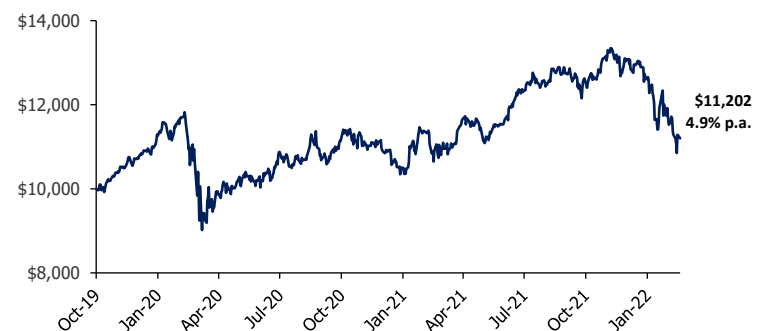
## Sector Exposure by Source of Revenue<sup>#</sup>



## Geographical Exposure by Source of Revenue<sup>#</sup>



## Performance Chart growth of AUD \$10,000<sup>^</sup>


<sup>^</sup> Calculations are based on exit price with distributions reinvested, after ongoing fees and expenses but excluding individual tax, member fees and entry fees (if applicable). Trust Inception 11 October 2019. Returns denoted in AUD.

<sup>#</sup> Sectors are internally defined. Geographical exposure is calculated on a look through basis based on underlying revenue exposure of individual companies held within the portfolio. Exposures may not add to 100% due to rounding.

Important Information: Units in the trust referred to herein are issued by Magellan Asset Management Limited ABN 31 120 593 946, AFS Licence No. 304 301 ('Magellan'). This material has been prepared for general information purposes only and must not be construed as investment advice or as an investment recommendation. This material does not take into account your investment objectives, financial situation or particular needs. This material does not constitute an offer or inducement to engage in an investment activity nor does it form part of any offer documentation, offer or invitation to purchase, sell or subscribe for interests in any type of investment product or service. You should obtain and consider the relevant Product Disclosure Statement ('PDS') and Target Market Determination ('TMD') and consider obtaining professional investment advice tailored to your specific circumstances before making a decision about whether to acquire, or to continue to hold, the relevant financial product. A copy of the relevant PDS and TMD relating to the relevant Magellan financial product may be obtained by calling +61 2 9235 4888 or by visiting [www.magellangroup.com.au](http://www.magellangroup.com.au)

Past performance is not necessarily indicative of future results and no person guarantees the future performance of the trust, the amount or timing of any return from it, that asset allocations will be met, that it will be able to implement its investment strategy or that its investment objectives will be achieved. No representation or warranty is made with respect to the accuracy or completeness of any of the information contained in this material. Magellan will not be responsible or liable for any losses arising from your use or reliance upon any part of the information contained in this material. Further information regarding any benchmark referred to herein can be found at [www.magellangroup.com.au](http://www.magellangroup.com.au). Any third-party trademarks contained herein are used for information purposes only and are the property of their respective owners. Magellan claims no ownership in, nor any affiliation with, such trademarks. This material and the information contained within it may not be reproduced, or disclosed, in whole or in part, without the prior written consent of Magellan. MHHT44620