

Magellan Global Fund

ARSN: 126 366 961

Fund Facts

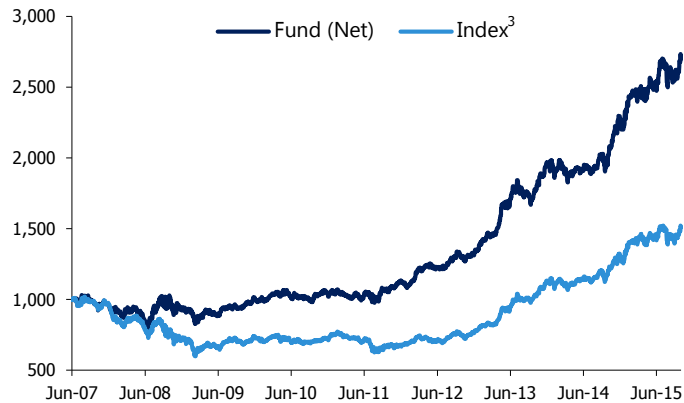
Portfolio Manager	Hamish Douglass
Structure	Global Equity Fund, \$AUD unhedged
Inception Date	1 July 2007
Management & Administration Fee ¹	1.35%
Buy/Sell Spread ¹	0.10%/0.10%
Fund Size	AUD \$8,058.5 million
Performance Fee ¹	10.0% of the excess return of the units of the Fund above the higher of the Index Relative Hurdle (MSCI World Net Total Return Index (AUD)) and the Absolute Return Hurdle (the yield of 10-year Australian Government Bonds). Additionally, the Performance Fees are subject to a high water mark.

¹All fees are exclusive of the net effect of GST

Fund Features

- A specialised and focused long-only global equity fund
- Relatively concentrated portfolio of typically 20 to 40 high-quality securities
- Benchmark unaware
- Maximum cash position of 20%
- \$20,000 minimum investment amount.

Performance Chart growth of AUD \$1,000²



Fund Performance²

	Fund (%)	Index (%) ³	Excess (%)
1 Month	4.4	6.2	-1.8
3 Months	0.9	-0.1	1.0
6 Months	10.6	7.1	3.5
1 Year	34.0	25.4	8.6
2 Years (% p.a.)	23.5	21.2	2.3
3 Years (% p.a.)	27.6	26.4	1.2
5 Years (% p.a.)	21.1	16.3	4.8
7 Years (% p.a.)	15.0	9.7	5.3
Since Inception (% p.a.)	12.6	5.1	7.5

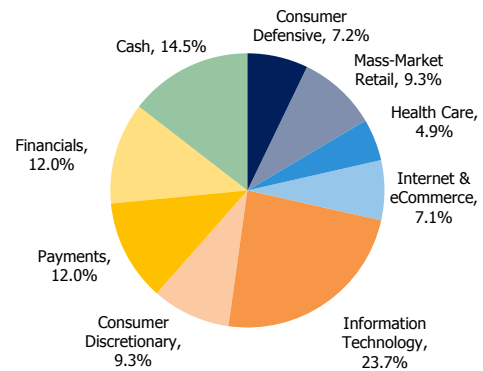
Fund Risk Measures⁴

	3 years	5 years	Since inception ²
Upside capture	1.0	1.0	1.0
Downside capture	1.0	0.5	0.5

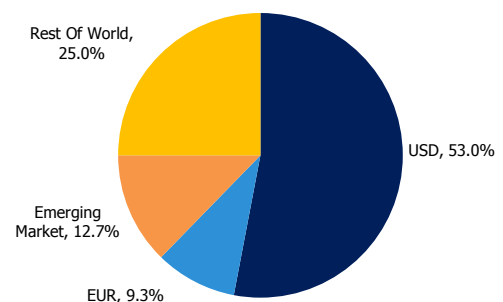
Top 10 Holdings

In alphabetical order	GICS Sectors
eBay Inc	Information Technology
Home Depot Inc	Consumer Discretionary
IBM Corp	Information Technology
Intel Corp	Information Technology
Lowe's Co Inc	Consumer Discretionary
Microsoft Corp	Information Technology
Oracle Corp	Information Technology
PayPal Holdings Inc	Information Technology
Visa Inc	Information Technology
Wells Fargo & Co	Financials

Industry Exposure by Source of Revenues⁵



Geographical Exposure by Source of Revenues⁵



²Calculations are based on exit price with distributions reinvested, after ongoing fees and expenses but excluding individual tax, member fees and entry fees (if applicable). Fund Inception 1 July 2007. Returns denoted in AUD

³MSCI World Net Total Return Index (AUD)

⁴Upside / Downside capture shows if a fund has outperformed a benchmark during periods of market strength and weakness, and if so, by how much.

⁵Calculated on a look through basis based on underlying revenue exposure of individual companies held within the portfolio – Magellan defined sectors.