

Magellan Global Fund

ARSN: 126 366 961

Fund Facts

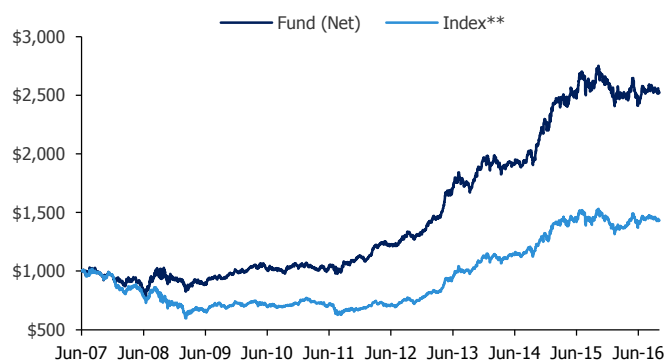
Portfolio Manager	Hamish Douglass
Structure	Global Equity Fund, \$AUD unhedged
Inception Date	1 July 2007
Management & Administration Fee ¹	1.35% per annum
Buy/Sell Spread ¹	0.10%/0.10%
Fund Size	AUD \$7,962.1 million
Distribution Frequency	Annually at 30 June
Performance Fee ¹	10.0% of the excess return of the units of the Fund above the higher of the Index Relative Hurdle (MSCI World Net Total Return Index (AUD)) and the Absolute Return Hurdle (the yield of 10-year Australian Government Bonds). Additionally, the Performance Fees are subject to a high water mark.

¹All fees are inclusive of the net effect of GST

Fund Features

- A specialised and focused long-only global equity fund
- Relatively concentrated portfolio of typically 20 to 40 high-quality securities
- Benchmark unaware
- Maximum cash position of 20%
- \$10,000 minimum investment amount.

Performance Chart growth of AUD \$1,000*



Fund Performance*

	Fund (%)	Index (%)**	Excess (%)
1 Month	-0.9	-1.4	0.5
3 Months	-0.8	-1.4	0.6
6 Months	2.7	2.6	0.1
1 Year	-6.5	-5.1	-1.4
3 Years (% p.a.)	12.5	11.7	0.8
5 Years (% p.a.)	19.1	16.5	2.6
7 Years (% p.a.)	15.0	11.2	3.8
Since Inception (% p.a.)	10.4	3.9	6.5

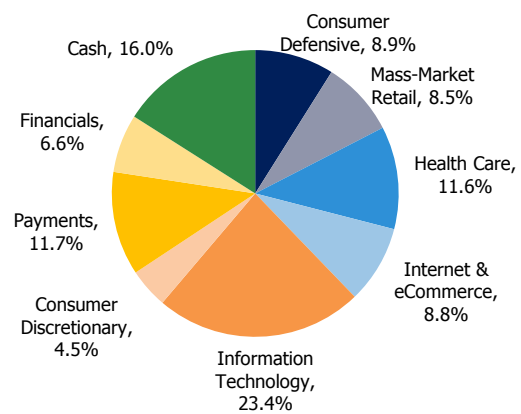
Fund Risk Measures[^]

	3 Years	5 Years	Since Inception*
Upside Capture	1.0	1.0	1.0
Downside Capture	1.0	0.8	0.6

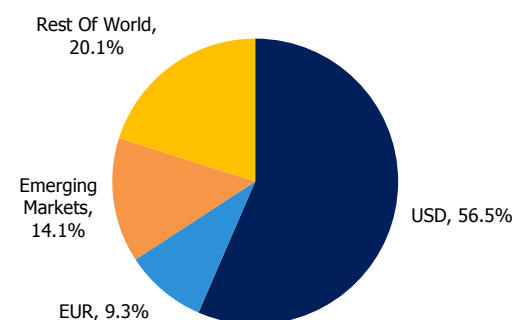
Top 10 Holdings

In alphabetical order	Sector
Alphabet Inc	Internet & eCommerce
Apple Inc	Information Technology
CVS Health Corp	Health Care
Intel Corp	Information Technology
Lowe's Co Inc	Consumer Discretionary
Microsoft Corp	Information Technology
Oracle Corp	Information Technology
Visa Inc	Payments
Wells Fargo & Co	Financials
Yum! Brands Inc	Consumer Defensive

Industry Exposure by Source of Revenues[#]



Geographical Exposure by Source of Revenues[#]



* Calculations are based on exit price with distributions reinvested, after ongoing fees and expenses but excluding individual tax, member fees and entry fees (if applicable). Fund Inception 1 July 2007. Returns denoted in AUD

** MSCI World Net Total Return Index (AUD)

[^] Upside / Downside capture shows if a fund has outperformed a benchmark during periods of market strength and weakness, and if so, by how much.

[#] Calculated on a look through basis based on underlying revenue exposure of individual companies held within the portfolio – Magellan defined sectors.

Important Information: Units in the fund(s) referred to herein are issued by Magellan Asset Management Limited (ABN 31 120 593 946, AFS Licence No 304 301). Past performance is not necessarily indicative of future results and no person guarantees the future performance of the fund(s), the amount or timing of any return from the fund(s), or that the investment objectives of the fund(s) will be achieved. This material has been provided for general information purposes and must not be construed as investment advice. It does not take into account the investment objectives, financial situation or particular needs of any particular person. Investors should consider obtaining professional investment advice tailored to their specific circumstances and should read the relevant Product Disclosure Statement (PDS) applicable to the fund(s) prior to making any investment decisions. The PDS for the fund(s) is available at www.magellangroup.com.au or can be obtained by calling 02 9235 4888. Any trademarks, logos, and service marks contained herein may be the registered and unregistered trademarks of their respective owners. Nothing contained herein should be construed as granting by implication, or otherwise, any licence or right to use any trademark displayed without the written permission of the owner. No part of this material may be reproduced or disclosed, in whole or in part, without the prior written consent of Magellan Asset Management Limited.