

Magellan Global Fund

ARSN: 126 366 961

Key Facts

Portfolio Manager	Hamish Douglass
Structure	Global Equity Fund, \$AUD unhedged
Inception Date	1 July 2007
Management & Administration Fee ¹	1.35%
Buy/Sell Spread ¹	0.10%/0.10%
Fund Size	AUD \$7,428.9 million
Performance Fee ¹	10.0% of the excess return of the units of the Fund above the higher of the Index Relative Hurdle (MSCI World Net Total Return Index (AUD)) and the Absolute Return Hurdle (the yield of 10-year Australian Government Bonds). Additionally, the Performance Fees are subject to a high water mark.

¹All fees are exclusive of the net effect of GST

AUD Performance²

	Fund (%)	Index (%) ³	Excess (%)
1 Month	5.5	5.3	0.2
3 Months	12.6	11.5	1.1
6 Months	27.2	22.0	5.2
1 Year	23.4	23.3	0.1
2 Years (% p.a.)	30.5	31.0	-0.5
3 Years (% p.a.)	29.4	26.1	3.3
5 Years (% p.a.)	19.8	14.7	5.1
7 Years (% p.a.)	15.6	7.8	7.8
Since Inception (% p.a.)	12.4	4.6	7.8

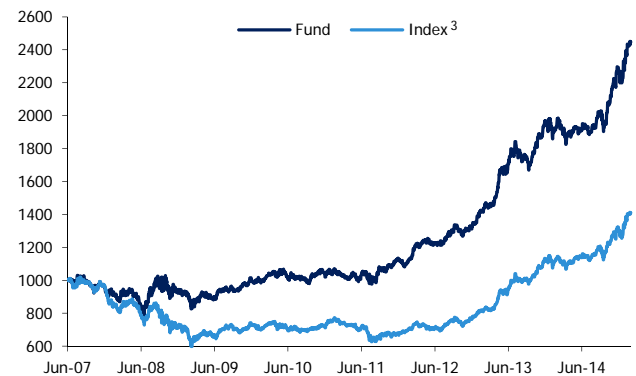
Top 10 Holdings

<i>In alphabetical order</i>	
eBay Inc	Information Technology
Home Depot Inc	Consumer Discretionary
Lowe's Co Inc	Consumer Discretionary
Microsoft Corp	Information Technology
Nestlé SA	Consumer Staples
SAP	Information Technology
Target Corp	Consumer Discretionary
Tesco PLC	Consumer Staples
Visa Inc	Information Technology
Yum! Brands Inc	Consumer Discretionary

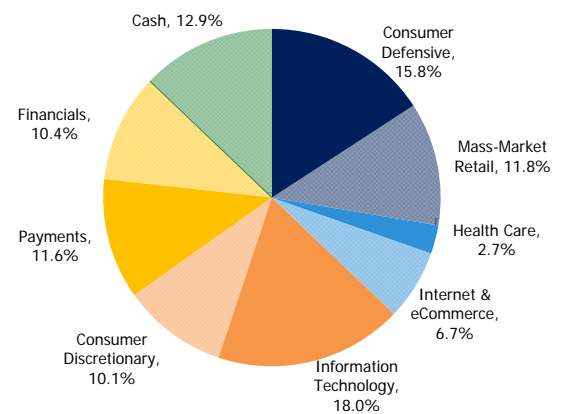
Regional Breakdown

	% of Fund
Multinational	44.4
North America	34.4
United Kingdom	7.3
Australia	1.0
Europe	0.0
Japan	0.0
Asia Ex-Japan	0.0
Cash	12.9
Total	100

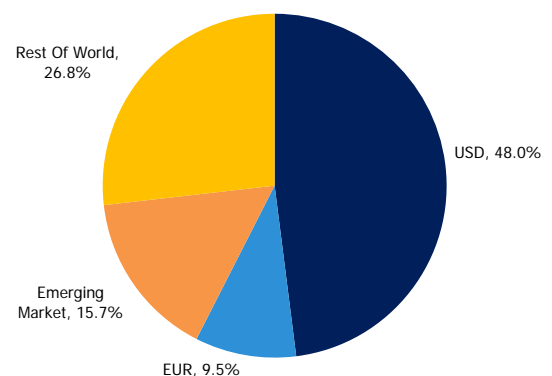
Performance Chart growth of AUD \$1,000²



Industry Exposure by Source of Revenues⁵



Geographical Exposure by Source of Revenues⁵


²Calculations are based on exit price with distributions reinvested, after ongoing fees and expenses but excluding individual tax, member fees and entry fees (if applicable). Fund Inception 1 July 2007.

³MSCI World Net Total Return Index (AUD).

⁴Multinational: Greater than 50% of revenues outside home country.

⁵Calculated on a look through basis based on underlying revenue exposure of individual companies held within the portfolio – Magellan defined sectors.