

# Magellan Global Fund

Fund Update: 31 August 2013

## Key Facts

Portfolio Manager Hamish Douglass	Management and Administration Fee <sup>1</sup> 1.35%
Structure Global Equity Fund, \$AUD unhedged	Buy/Sell Spread <sup>1</sup> 0.10%/0.10%
Inception date 1 July 2007	Fund Size AUD \$4,055.0 million

## Performance Fee<sup>1</sup>

10.0% of the excess return of the units of the Fund above the higher of the Index Relative Hurdle (MSCI World Net Total Return Index (AUD)) and the Absolute Return Hurdle (the yield of 10-year Australian Government Bonds). Additionally, the Performance Fees are subject to a high water mark.

<sup>1</sup>All fees are exclusive of the net effect of GST.

## AUD Performance<sup>2</sup>

	Fund %	Index % <sup>3</sup>	Excess Return %
1 Month	-2.1	-1.4	-0.7
3 Months	6.3	8.2	-1.9
6 Months	22.9	22.0	0.9
1 Year	38.8	36.5	2.3
2 Years ( p.a.)	31.7	23.7	8.0
3 Years ( p.a.)	20.4	13.3	7.1
4 Years ( p.a.)	16.8	8.8	8.0
5 Years ( p.a.)	13.4	3.4	10.0
Since Inception ( p.a.)	9.6	0.0	9.6
Since Inception	76.4	0.2	76.2

<sup>2</sup> Calculations are based on exit price with distributions reinvested, after ongoing fees and expenses but excluding individual tax, member fees and entry fees (if applicable) Fund Inception 1 July 2007.

<sup>3</sup> MSCI World Net Total Return Index (AUD).

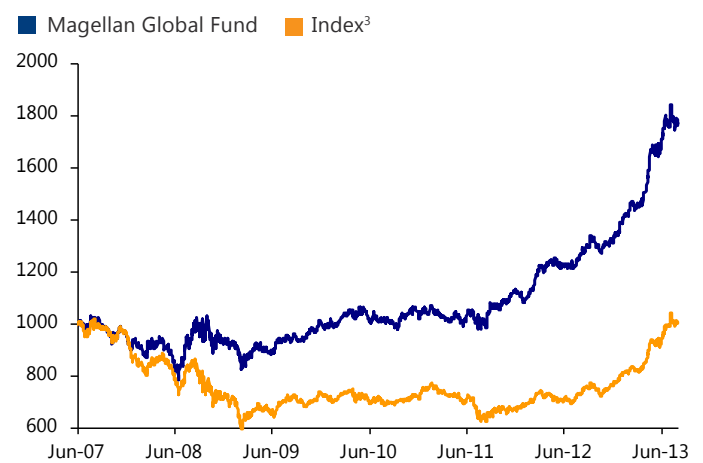
## Top 10 Holdings

in Alphabetical Order	
eBay Inc	Information Technology
Google Inc	Information Technology
Lowe's	Consumer Discretionary
Microsoft Corp	Information Technology
Nestlé SA	Consumer Staples
Novartis	Health Care
Oracle	Information Technology
Tesco Plc	Consumer Staples
Wells Fargo	Financials
Yum! Brands Inc	Consumer Discretionary

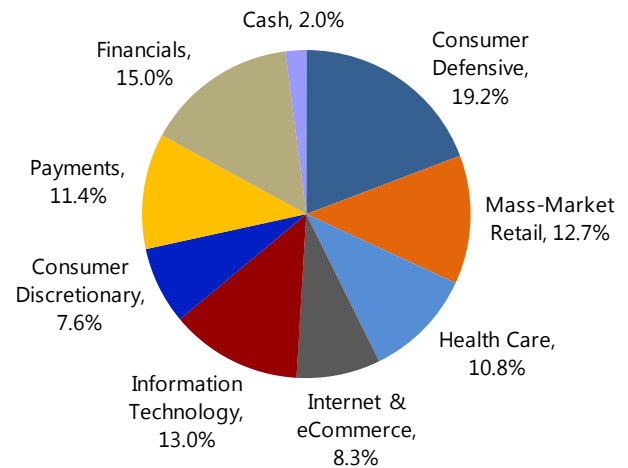
## Regional Breakdown

	% of Fund
Multinational <sup>4</sup>	48.7
North America	44.2
United Kingdom	5.1
Australia	0.0
Europe	0.0
Japan	0.0
Asia Ex-Japan	0.0
Cash	2.0
<b>TOTAL</b>	<b>100</b>

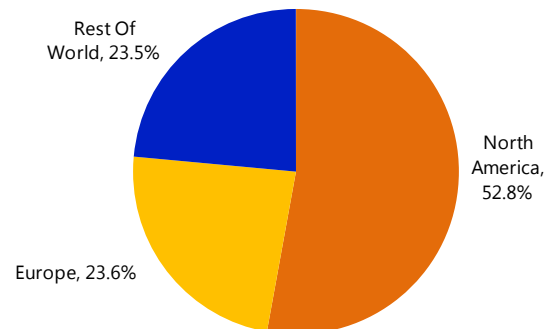
## Performance Chart Growth of AUD \$1,000<sup>2</sup>



## Industry Exposure by Source of Revenues<sup>5</sup>



## Geographical Exposure by Source of Revenues<sup>5</sup>



<sup>4</sup>Multinational: Greater than 50% of revenues outside home country.

<sup>5</sup>Calculated on a look through basis based on underlying revenue exposure of individual companies held within the portfolio.

[www.magellangroup.com.au](http://www.magellangroup.com.au)

Important Information: Units in the Magellan Global Fund are issued by Magellan Asset Management Limited (ABN 31 120 593 946, AFS Licence No 304 301). Past performance is not necessarily indicative of future results and no person guarantees the future performance of the Fund, the amount or timing of any return from it, or that it will achieve its investment objective. This material has been provided for general information purposes and must not be construed as investment advice. This material has been prepared without taking into account the investment objectives, financial situation or particular needs of any particular person. Investors should consider obtaining professional investment advice tailored to their specific circumstances and should read the relevant Product Disclosure Statement (PDS) prior to making any investment decisions. The PDS is available at [www.magellangroup.com.au](http://www.magellangroup.com.au) or can be obtained by calling 02 8114 1888.

