

Magellan Global Fund (Open Class) (Managed Fund)

ARSN: 126 366 961

Ticker: MGOC

Fund Facts

Structure	Global Equity Fund (Open Class Units), A\$ Unhedged		
Inception Date	1 July 2007		
Management Fee ¹	1.35% per annum		
Buy/Sell Spread ^{1,2}	0.07%/0.07%		
Fund Size / NAV Price	AUD \$11,850.3 million / \$2.5451 per unit		
Distribution Frequency	Semi-annually		
Performance Fee ¹	10.0% of the excess return of the units of the Fund above the higher of the Index Relative Hurdle (MSCI World NTR Index) and the Absolute Return Hurdle (the yield of 10-year Australian Government Bonds). Additionally, the Performance Fees are subject to a high water mark.		
iNAV tickers	Bloomberg Thomson Reuters IRESS	MGOC AU Equity MGOC.AX MGOC.AXW	MGOCIV Index MGOCAUiv.P MGOC-AUINAV.NGIF

¹All fees are inclusive of the net effect of GST; ²Only applicable to investors who apply for units directly with the Responsible Entity

Fund Features

- 'Open-ended' unit class of the Magellan Global Fund (Ticker: MGOC)
- A specialised and focused long-only global equity fund
- Relatively concentrated portfolio of typically 20 to 40 high-quality securities
- Target cash distribution of 4% per annum, paid semi annually
- Benchmark unaware
- Typical cash exposure between 0% - 20%
- Investors can buy or sell units on ASX like any other listed security or apply and redeem directly with the Responsible Entity

3 Year Rolling Returns (measured monthly)[^]*

Against MSCI World NTR Index	1 Year	3 Years	5 Years	Since Inception
No of observations	12	36	60	141
Average excess return (% p.a.)	-2.7	1.4	1.1	3.8
Outperformance consistency	8%	67%	73%	83%

Fund Performance[^]

	Fund (%)	Index (%) ⁺	Excess (%)
1 Month	-7.2	-5.4	-1.8
3 Months	-7.1	-5.9	-1.2
1 Year	9.1	18.2	-9.1
3 Years (p.a.)	9.0	13.7	-4.7
5 Years (p.a.)	11.7	13.4	-1.7
10 Years (p.a.)	15.2	15.2	0.0
Since Inception (p.a.)	11.1	7.5	3.6

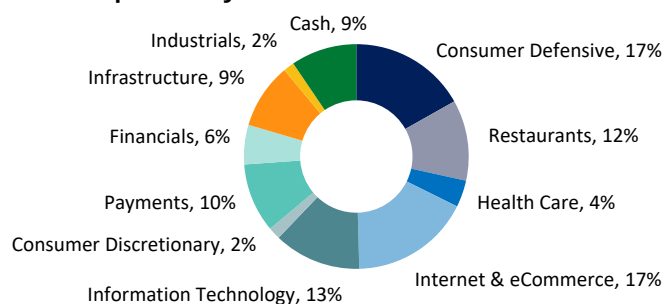
Capital Preservation Measures^{**}

Adverse Markets	3 Years	5 Years	Since Inception
No of observations	5	12	54
Outperformance consistency	80%	75%	76%
Down Market Capture	0.4	0.5	0.5

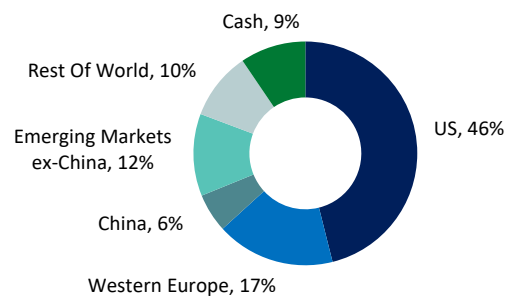
Top 10 Holdings

In alphabetical order	Sector [#]
Alphabet Inc	Internet & eCommerce
Intercontinental Exchange Inc	Financials
MasterCard Inc	Payments
McDonald's Corporation	Restaurants
Microsoft Corporation	Information Technology
Novartis	Health Care
Pepsico Inc	Consumer Defensive
Reckitt Benckiser	Consumer Defensive
Visa Inc	Payments
Yum! Brands Inc	Restaurants

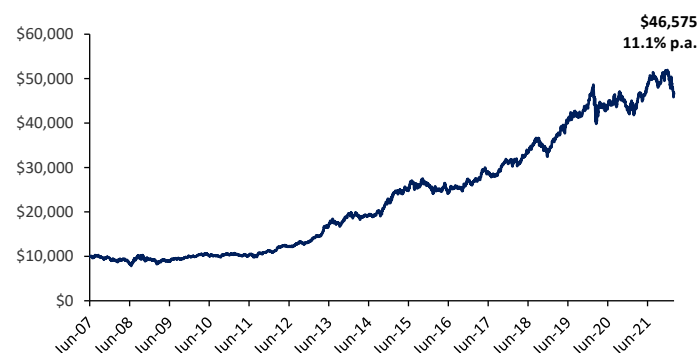
Sector Exposure by Source of Revenue[#]



Geographical Exposure by Source of Revenue[#]



Performance Chart growth of AUD \$10,000[^]



[^] Calculations are based on exit price with distributions reinvested, after ongoing fees and expenses but excluding individual tax, member fees and entry fees (if applicable). Fund Inception 1 July 2007. Returns denoted in AUD
^{*} 3-year returns are calculated and rolled monthly in AUD, with the outperformance consistency indicating the percentage of positive excess returns since inception.

⁺ MSCI World Net Total Return Index (AUD).

^{**} Capital Preservation Measures are calculated after fees in AUD. An adverse market is defined as a negative three-month return for the MSCI World NTR Index (AUD), rolled monthly. Down market capture shows if a fund has outperformed a benchmark during periods of market weakness, and if so, by how much.

[#] Sectors are internally defined. Geographical exposure is calculated on a look through basis based on underlying revenue exposure of individual companies held within the portfolio. Exposures may not sum to 100% due to rounding.

Important Information: Units in the fund referred to herein are issued by Magellan Asset Management Limited ABN 31 120 593 946, AFS Licence No. 304 301 ('Magellan'). This material has been prepared for general information purposes only and must not be construed as investment advice or as an investment recommendation. This material does not take into account your investment objectives, financial situation or particular needs. This material does not constitute an offer or inducement to engage in an investment activity nor does it form part of any offer documentation, offer or invitation to purchase, sell or subscribe for interests in any type of investment product or service. You should obtain and consider the relevant Product Disclosure Statement ('PDS') and Target Market Determination ('TMD') and consider obtaining professional investment advice tailored to your specific circumstances before making a decision about whether to acquire, or to continue to hold, the relevant financial product. A copy of the relevant PDS and TMD relating to the relevant Magellan financial product may be obtained by calling +61 2 9235 4888 or by visiting www.magellangroup.com.au

Past performance is not necessarily indicative of future results and no person guarantees the future performance of the fund, the amount or timing of any return from it, that asset allocations will be met, that it will be able to implement its investment strategy or that its investment objectives will be achieved. No representation or warranty is made with respect to the accuracy or completeness of any of the information contained in this material. Magellan will not be responsible or liable for any losses arising from your use or reliance upon any part of the information contained in this material. Further information regarding any benchmark referred to herein can be found at www.magellangroup.com.au. Any third-party trademarks contained herein are used for information purposes only and are the property of their respective owners. Magellan claims no ownership in, nor any affiliation with, such trademarks. This material and the information contained within it may not be reproduced, or disclosed, in whole or in part, without the prior written consent of Magellan. MGOC44620