



MAGELLAN
ASSET MANAGEMENT LIMITED

Magellan Global Fund

Annual Report

For the year ended 30 June 2021

ABN 18 387 878 844

Contents

Chairman's Report	3
Responsible Entity's Report	5
Auditor's Independence Declaration	11
Financial Statements	
Statement of Profit or Loss and Comprehensive Income	12
Statement of Financial Position	13
Statement of Changes in Equity	14
Statement of Cash Flows	15
Notes to the Financial Statements	16
1. Basis of Preparation	16
2. Distributions to Unitholders	18
3. Cash and Cash Equivalents	19
4. Statement of Cash Flows Reconciliation	20
5. Receivables	20
6. Investments and Derivatives	21
7. Payables	23
8. Net Assets Attributable to Unitholders - Liability	24
9. Net Asset Value per Unit	28
10. Related Parties	28
11. Capital and Financial Risk Management	31
12. Segment Information	34
13. Structured Entities	34
14. Auditor's Remuneration	35
15. Contingent Assets, Contingent Liabilities and Commitments	35
16. Subsequent Events	35
Directors' Declaration	36
Independent Auditor's Report	37
Unitholder Information	41
Corporate Information	44

Chairman's Report

for the year ended 30 June 2021

Dear Unitholders,

We are pleased to present the Annual Report for Magellan Global Fund (the "Fund"). The Fund is a managed investment scheme for which Magellan Asset Management Limited ("MAM") acts as both Responsible Entity and Investment Manager.

During the period, we completed the restructure of the Fund which simplified MAM's global equities retail product offering and provided a number of benefits to unitholders. The Fund now has two unit classes – an open-ended unit class (ASX: MGOC / APIR: MGE0001AU) and a closed-ended unit class (ASX: MGF). As at 30 June 2021, the Fund has total net assets of \$17.5 billion comprising \$14.3 billion in MGOC and \$3.2 billion in MGF.

Following the successful implementation of the restructure, we were delighted to launch the Magellan Global Fund Partnership Offer which closed on 23 February 2021 and raised approximately \$780 million in the closed-ended unit class. We are very pleased with the unitholder support of the Partnership Offer. Investors who participated in the Partnership Offer also received Partnership Benefits in the form of (a) additional MGF Units worth 7.5% of their subscription; and (b) one MGF Option for each MGF Unit allotted under the Offer. Each MGF Option is exercisable into one MGF Unit with the exercise price set at a 7.5% discount to the Estimated NAV per MGF Unit at the time of exercise. The MGF Options have a three-year term.

The new MGF Units and MGF Options (ASX: MGFO) were allotted on 1 March 2021 and began trading on 2 March 2021. The Partnership Benefits were funded by Magellan Financial Group Limited and not by the Fund or its unitholders.

For the year ended 30 June 2021, the Fund reported an operating profit of \$1.63 billion (June 2020: \$966.4 million). We draw your attention to adjustments to the statutory net profit that were necessary as accounting standards require the net assets attributable to the two unit classes on issue to be treated as a liability to unitholders. Previously, when there was only one unit class on issue, the units were treated as equity. These mandatory accounting adjustments are shown as "finance costs attributable to unitholders" in the Statement of Profit or Loss and Comprehensive Income. They comprise a non-cash item of \$958.4 million, representing the profit earned by the Fund from the date of the restructure and a deduction of \$331.9 million for distributions paid or payable to unitholders in the year post the restructure. Therefore, the Directors of MAM believe that the Fund's operating profit is the key metric when considering unitholder returns, particularly when undertaking comparative analysis.

The Fund's portfolio is actively managed and aims to achieve attractive risk-adjusted returns over the medium to long term for unitholders, while reducing the risk of permanent capital loss. To achieve this, the Fund invests in a portfolio of between 20 and 40 high-quality global equity stocks, as assessed by MAM, and has the ability to manage equity market risk by holding up to 20% of its net assets in cash. The portfolio is currency unhedged. For the year ended 30 June 2021, the Fund returned 10.8% net of fees. This compares with the return of the index (MSCI World Net Total Return Index (Australian Dollars)) of 27.5% over the same period.

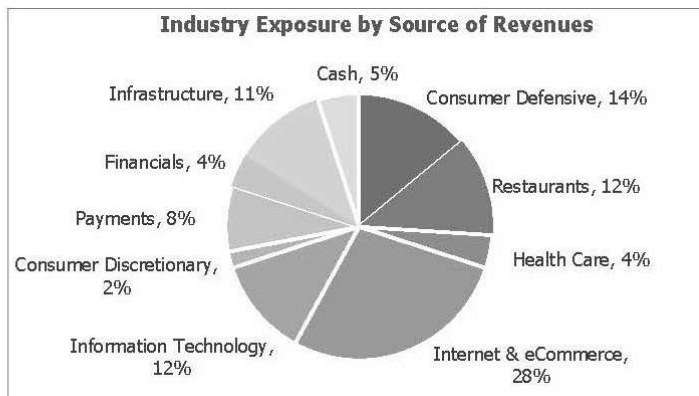
We would encourage you to read our annual investor communication [Magellan InReview 2021](#), published in July each year, which shares a collection of thought-provoking investment perspectives from across the Magellan investment team. You can access InReview 2021 at 2021.magellaninreview.com.au. We would also encourage you to read our monthly and quarterly Fund Reports available on our website www.magellangroup.com.au, which provide valuable insight into the investment strategies and portfolio managers' thoughts.

Chairman's Report

for the year ended 30 June 2021

As at 30 June 2021, the Fund consisted of investments in 23 companies, with the top 10 investments (listed below) representing approximately 53.4% of the Fund. The Fund's cash position was 5% of the portfolio which was predominantly held in US Dollars. The Fund's industry exposure by source of revenues is highlighted below.

Top 10 holdings (as at 30 June 2021)	% of Fund
Microsoft	7.8
Alphabet - class A and class C shares	6.8
Facebook - class A shares	6.4
Starbucks	5.3
Netflix	4.8
Alibaba Group Holding	4.8
Visa - class A shares	4.6
Tencent	4.5
SAP	4.3
Yum! Brands	4.1
Top 10 Total	53.4



Robert Fraser

Chairman

Sydney, 31 August 2021

Responsible Entity's Report

for the year ended 30 June 2021

The Directors of Magellan Asset Management Limited (ABN 31 120 593 946) ("MAM"), the Responsible Entity of Magellan Global Fund (the "Fund") present their annual report on the Fund for the period ended 30 June 2021.

1. Directors

The following persons were Directors of MAM during the period and up to the date of this report:

		Appointed
Robert Fraser	Chairman	23 April 2014
Brett Cairns	Chief Executive Officer	22 January 2007
John Eales	Non-executive Director	1 July 2017
Colette Garnsey	Non-executive Director	30 November 2020
Paul Lewis	Non-executive Director	20 December 2006
Hamish McLennan	Non-executive Director	1 March 2016
Kirsten Morton	Chief Financial Officer	5 October 2018
Karen Phin	Non-executive Director	23 April 2014

2. Principal Activity

The Fund is a registered managed investment scheme, domiciled in Australia, with the principal place of business at Level 36, 25 Martin Place, Sydney, New South Wales 2000. MAM is both the Responsible Entity and the Investment Manager of the Fund.

Until 8 December 2020, the Fund was an open-ended, single class and unlisted fund where investors were able to apply and redeem their investment directly with the Fund on a daily basis. On 8 December 2020, the Fund acquired the Magellan Global Equities Fund ("MGE") and the Magellan Global Trust ("MGG") ("the Restructure") which is discussed in further detail in Section 3 below. On the same date, the units in the Fund were renamed MGOC units. Following the completion of the Restructure, the Fund was a single trust with two unit classes:

- an Open Class ("MGOC") whose units ("MGOC Units") are quoted on Australian Securities Exchange ("ASX") (ticker code: MGOC) under the AQUA Rules and provide investors with the ability to buy and sell units on the ASX or apply and redeem their investment directly with the Fund on a daily basis; and
- a Closed Class ("MGF") whose units ("MGF Units") are quoted on the ASX (ticker code: MGF) under the ASX Listing Rules.

On 1 March 2021 MGF Options ("MGFO") ASX (ticker code: MGFO) were issued to eligible MGF unitholders.

MAM, as Responsible Entity, is responsible for overseeing the operations of the Fund. As Investment Manager, MAM is responsible for selecting and managing the assets of the Fund. In addition, the Responsible Entity, on behalf of the Fund, may also provide trading liquidity on the ASX under the AQUA Rules by acting as a buyer and a seller of MGOC units in the Fund. MAM has appointed an independent market participant to act as its agent to execute its market making activities.

The Fund invests in a portfolio of between 20 and 40 high quality global equity stocks. To achieve this MAM undertakes rigorous company research to identify what it assesses to be very high quality companies, with an evaluation of the macro-economic environment and a disciplined, risk controlled approach to portfolio construction. The Fund has utilised its cash and assets that it had at the time of admission in a way consistent with its investment objective to achieve attractive risk-adjusted returns over the medium to long term, while reducing the risk of permanent capital loss, as well as in accordance with its investment strategy detailed in the Explanatory Memorandum issued 21 October 2020 and Product Disclosure Statement ("PDS"), issued 13 November 2020.

Responsible Entity's Report

for the year ended 30 June 2021

3. Significant Changes in State of Affairs

On 24 September 2020 MAM announced a distribution policy update, to target a cash distribution yield of 4% per annum, paid semi-annually for the periods ended June and December (refer Note 2 to the Financial Statements).

On 8 December 2020, MAM completed the Restructure of the Fund. The Restructure, which simplified MAM's global equities retail product offering, had the effect of consolidating three of MAM's existing global equities retail funds, being Magellan Global Fund, MGE and MGG into a single trust (the Magellan Global Fund) with two unit classes: MGOC and MGF. MGOC Units and MGF Units began trading on the ASX on 9 December 2020. MGF Units are subject to Listing Rules and MGOC Units are quoted subject to the AQUA Rules. Magellan Financial Group Limited ("MFG") bore the costs of the Restructure (refer to Note 8.1 to the Financial Statements).

To facilitate the Restructure, the MGOC interim distribution for the period ended 31 December 2020 was paid on 19 November 2020.

In January 2021, MAM launched the Magellan Global Fund Partnership Offer ("Partnership Offer"), which provided eligible unitholders in the Fund the opportunity to subscribe for up to \$1 worth of MGF Units for every \$4 worth of units held in the Fund.

Investors who participated in the Partnership Offer also received benefits in the form of:

- additional MGF Units worth 7.5% of their subscription; and
- one MGFO for each MGF Unit allotted under the Partnership Offer. Each MGFO is exercisable into one MGF Unit with the exercise price set at a 7.5% discount to the Estimated NAV per MGF Unit at the time of exercise.

The Fund received applications from more than 30,000 unitholders totalling approximately \$727 million. Including the additional MGF Units to be issued under the partnership benefits, the total raising was approximately \$781 million (refer Note 8.2 to the Financial Statements).

The new MGF Units and MGFO were allotted on 1 March 2021 and began trading on 2 March 2021. MGFO have a three-year term and can be exercised by holders daily from 1 June 2021 to 1 March 2024.

In addition to the Partnership Offer, MAM also issued eligible MGF unitholders who held units on the Record Date (26 February 2021) with bonus MGFO on a one-for-two basis ("Bonus MGF Option Issue"), with each MGFO exercisable into one MGF Unit at an exercise price set at a 7.5% discount to the prevailing NAV per Unit at the time of exercise (as detailed in the Magellan Global Fund, Bonus MGF Option Issue PDS, issued 5 January 2021). The bonus MGFO have the same terms as MGFO issued under the Partnership Offer (refer Note 8.3 to the Financial Statements).

There were no other significant changes in the state of affairs of the Fund during the period.

Responsible Entity's Report

for the year ended 30 June 2021

4. Review of Financial Results and Operations

4.1. Financial Results for the Period

The performance of the Fund, as represented by the results of its operations for the periods ended 30 June, was as follows:

	30 Jun 2021	30 Jun 2020
Results		
Total net investment income (\$'000)	1,845,927	1,152,606
Total expenses (\$'000)	(219,971)	(186,184)
Operating Profit/(Loss) (\$'000)	1,625,956	966,422
Finance Costs Attributable to Unitholders		
Distributions to unitholders (\$'000)	(331,993)	-
(Increase)/decrease in net assets attributable to unitholders (\$'000)	(958,401)	-
Profit/(Loss) (\$'000)	335,562	966,422
Distributions		
MGOC distribution paid and payable (\$'000)	496,585	463,812
MGOC distribution paid and payable (CPU) ¹	9.98	10.50
MGF distribution paid and payable (\$'000)	60,553	-.2
MGF distribution paid and payable (CPU) ¹	3.66	-.2
Unit Price (NAV Per Unit) MGOC (\$)³	2.6895	2.5204
ASX Reported NAV Per Unit MGOC (\$)⁴	2.7405	-.5
Unit Price (NAV Per Unit) MGF (\$)³	1.9303	-.5
ASX Reported NAV Per Unit MGF (\$)⁴	1.9670	-.5

¹ Cents Per Unit

² As this is the first distribution for MGF Units there is no prior year comparative.

³ The Net Asset Value ("NAV") per unit represents the net assets of each class of unit divided by the number of units on issue in that class at balance date (refer Note 8.4 to the Financial Statements).

⁴ The NAV per unit reported to the ASX differs to the NAV per unit at balance date due to distributions payable and fee accruals.

⁵ There are no prior year comparatives as MGOC and MGF commenced trading on the ASX on 9 December 2020.

The Fund reported an operating profit for the year ended 30 June 2021 of \$1,625,956,000 (June 2020: \$966,422,000). During the year, the Fund completed a restructure which included the creation of a closed unit class (refer to Note 8 in the financial statements for further detail). As the two classes of units have different features, the accounting standards required the reclassification of units from equity to financial liability from 8 December 2020. Consequently, the Fund reported a statutory profit/(loss) for the year ended 30 June 2021 of \$335,562,000 (June 2020: \$966,422,000) which included the following deductions which were made solely for accounting purposes given the units on issue were classified as a financial liability:

- distributions of \$331,993,000 were deducted from the Fund's current year profit. In the prior year distributions paid to unitholders reduced unitholder's equity and did not affect the Statement of Profit or Loss; and
- a non-cash item of \$958,401,000 representing the operating profit of the Fund earned since the restructure on 8 December 2020 and being transferred to the net assets attributable to unitholders which is now treated as a liability in the Statement of Financial Position.

In the prior year, the statutory profit/(loss) did not differ from the operating profit as the Fund's units were classified as equity under accounting standards.

Distribution Components

The Fund may attribute an estimate of net capital gains generated as a result of redemptions of MGOC Units and buy-backs of MGF Units to the unitholders of the relevant class. Net capital gains that are otherwise generated in the ordinary operations of the Fund, including as a result of portfolio management will be attributed between unit classes and unitholders on a proportionate basis.

Responsible Entity's Report

for the year ended 30 June 2021

Distribution components which can be found in the 'Our Funds' section of the MFG website www.magellangroup.com.au, are as follows:

	MGOC 31 Dec 2020 CPU ¹	MGOC 30 Jun 2021 CPU	MGF 30 Jun 2021 CPU ²	MGOC 30 Jun 2020 CPU
Capital Gains				
Discounted	0.9630	1.3815	0.7396	16.2640
AMIT CGT gross up amount	0.9630	1.3815	0.7396	16.2640
Other non-attributable amounts (tax deferred amounts)	2.9540	2.3370	2.1808	-
Attribution Amount	4.8800	5.1000	3.6600	32.5280
AMIT cost base net increase ³	-	-	-	(22.0280)
Cash Distribution	4.8800	5.1000	3.6600	10.5000

¹ As this was the first interim distribution for MGOC units there is no 31 December 2019 comparative.

² As this was the first distribution for MGF units there is no December 2020 interim distribution and no comparatives.

³ Under the AMIT rules, where income attributed to an investor is more than the cash distribution paid, the tax cost base of the investor's units will increase by a corresponding amount.

4.2. Total Indirect Cost Ratio

The ICR is the ratio of the Fund's actual management costs over the average portfolio value expressed as a percentage. Management costs, accrued within the Fund's unit prices on a daily basis, include management and performance fees but do not include transactional and operational costs such as brokerage or foreign withholding tax.

	MGOC 30 Jun 2021 %	MGF 28 Nov 2020 to 30 Jun 2021 % ¹	MGOC 30 Jun 2020 %	MGF 30 Jun 2020 % ²
Management fee	1.35	0.79	1.35	-
Performance fee ³	-	-	0.03	-
Total Indirect Cost Ratio	1.35	0.79	1.38	-

¹ The Effective Date of the Restructure was 27 November 2020 ("Effective Date"). At the Effective Date, accrued management and performance fees in the Fund crystallised and became payable to MAM. A new calculation period commenced after the Effective Date and ended on 30 June 2021.

² As the first management and performance fee calculation period for MGF commenced the day after the Effective Date, there are no comparatives.

³ Performance fees are calculated on six monthly measurement periods ending on 30 June and 31 December of each calendar year. However this financial year, due to the Restructure, the Fund's performance fee measurement period was from 1 July 2020 to the Effective Date. As at the Effective Date, the High Water Mark for MGOC was reset to \$2.47160 and for MGF set to \$1.77512. The final 2021 measurement period for the Fund was 28 November 2020 to 30 June 2021. The performance fees component of the ICR is calculated on an accrual basis for each measurement period.

4.3. Performance Returns

The performance returns have been calculated using the redemption unit price for MGOC Units and NAV per unit for MGF Units, which are after fees and expenses, assuming the reinvestment of distributions. The returns are calculated daily, compounded to produce longer period returns.

	MGOC 30 Jun 2021 %	MGF 28 Nov 2020 to 30 Jun 2021 % ¹	MGOC 30 Jun 2020 %	MGF 30 Jun 2020 % ¹
Growth return	6.7 ²	9.4 ³	4.6	-
Distribution return ⁴	4.1	2.1	4.4	-
Total Return	10.8⁵	11.5⁶	9.0	-

¹ As the first measurement period for MGF commenced the day after the Effective Date there are no comparatives.

² The Growth return is calculated daily as a percentage by dividing the unit price (ex-distribution) by the previous day's unit price (ex-distribution) minus 1; the daily Growth returns are then compounded to produce longer period returns

³ The Growth return is calculated daily as a percentage by dividing the NAV per unit (ex-distribution) by the previous day's NAV per unit (ex-distribution) minus 1; the daily Growth returns are then compounded to produce longer period returns

⁴ The Distribution return is calculated as a percentage by subtracting the Growth return from the Total return.

⁵ The Total Return is calculated daily as a percentage by dividing the unit price (cum-distribution) by the previous day's unit price (ex-distribution) minus 1; the daily Total Returns are then compounded to produce longer period returns.

⁶ The Total Return is calculated daily as a percentage by dividing the NAV per unit (cum-distribution) by the previous day's NAV per unit (ex-distribution) minus 1; the daily Total Returns are then compounded to produce longer period returns.

Responsible Entity's Report

for the year ended 30 June 2021

5. Strategy and Future Outlook

The Fund's investment objective is unchanged. The results of the Fund's operations will be affected by a number of factors, including the performance of investment markets in which the Fund invests. Therefore, investment performance is not guaranteed and future returns may differ from past returns. As investment conditions change over time, past returns should not be used to predict future returns.

The Fund provides daily unit prices, monthly fund updates, quarterly portfolio disclosures and annual investor reports which can be found in the 'Our Funds' section of the MFG website, www.magellangroup.com.au. Fund updates and investor reports include detailed discussions in relation to some investee companies from time to time along with general outlook commentary.

6. Interests in the Fund

The movement in units on issue in the Fund is disclosed in Note 8.4 to the Financial Statements.

7. Likely Developments and Expected Results of Operations

The Fund will continue to invest in companies and businesses in accordance with the investment strategies as set out in the Explanatory Memorandum and PDS. The Fund issued MGF Options under the Partnership Offer and Bonus MGF Option Issue on 1 March 2021 (refer Notes 8.2 and 8.3 to the Financial Statements). MGF Options that are exercised over the three year option period will generate additional fund inflows, however at the date of this report the quantum is uncertain.

The method of operating the Fund is not expected to change in the foreseeable future. However the results of the Fund's operations may be affected by a number of factors, including the performance of investment markets in which the Fund invests. Investment performance is not guaranteed and past returns should not be used to predict future returns.

8. Subsequent Events

In a release to the ASX on 3 August 2021, the reported NAV per MGOC Unit as at 30 July 2021 was \$2.7906.

In a release to the ASX on 23 August 2021, the reported NAV per MGF Unit as at 20 August 2021 was \$2.0566.

Subsequent to balance date and up until 20 August 2021, 2,691,000 MGFO have been exercised resulting in an additional 2,691,000 MGF Units being issued.

Subsequent to balance date and up until 20 August 2021, the Fund purchased on-market 16,902,000 MGF Units, at a total cost of \$30,634,000.

Other than the items disclosed throughout this Responsible Entity's Report, there have been no matters or circumstances arising after the end of the period that have significantly affected, or may significantly affect, the Fund's operations, the results of its operations, or the Fund's state of affairs in future financial periods. Asset prices move daily and daily unit prices are available on the MFG and ASX websites.

9. Indemnification and Insurance of Directors and Officers

The Directors and Officers of the Responsible Entity in office are insured to the extent permitted by law for losses, liabilities, costs and charges in defending any legal proceedings arising out of their conduct while acting in their capacity of Directors and Officers of the Responsible Entity, other than for conduct involving a wilful breach of duty in relation to the Responsible Entity.

During the period, MAM paid an insurance premium to insure the Directors and Officers of the Responsible Entity. The terms of the contract prohibit the disclosure of the premiums paid.

Responsible Entity's Report

for the year ended 30 June 2021

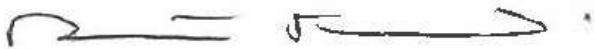
10. Rounding of Amounts

The Fund is of a kind referred to in the *ASIC Corporations (Rounding in Financial/Directors' Reports) Instrument 2016/191* and consequently amounts in the Responsible Entity's Report have been rounded to the nearest thousand dollars in accordance with that Legislative Instrument, or in certain cases, the nearest dollar.

11. Auditor's Independence Declaration

A copy of the Auditor's Independence Declaration as required under section 307C of the *Corporations Act 2001* is set out on page 11.

This report is made in accordance with a resolution of the Directors of the Responsible Entity.



Robert Fraser


Chairman

Sydney, 31 August 2021

Auditor's Independence Declaration to the Directors of Magellan Asset Management Limited as Responsible Entity for Magellan Global Fund

As lead auditor for the audit of the financial report of Magellan Global Fund for the financial year ended 30 June 2021, I declare to the best of my knowledge and belief, there have been:

- a. no contraventions of the auditor independence requirements of the *Corporations Act 2001* in relation to the audit; and
- b. no contraventions of any applicable code of professional conduct in relation to the audit.



Ernst & Young



Clare Sporle
Partner

Sydney, 31 August 2021

Statement of Profit or Loss and Comprehensive Income

for the year ended 30 June 2021

	Note	30 Jun 2021 \$'000	30 Jun 2020 \$'000
Investment Income			
Dividend and distribution income		164,659	157,428
Interest income		158	8,948
Net change in fair value of investments		1,807,874	1,115,132
Net gain/(loss) on foreign exchange settlements, derivative contracts and cash		(128,322)	(128,944)
Other income		1,558	42
Total Net Investment Income		1,845,927	1,152,606
Expenses			
Management fees	10	196,208	159,769
Performance fees	10	103	3,123
Brokerage costs		348	905
Withholding tax on dividends and distributions		23,312	22,387
Total Operating Expenses		219,971	186,184
Operating Profit/(Loss)¹		1,625,956	966,422
Finance Costs Attributable to Unitholders²			
Distributions to unitholders ³	2	(331,993)	-
(Increase)/decrease in net assets attributable to unitholders	8.4	(958,401)	-
Profit/(Loss)⁴		335,562	966,422
Other comprehensive income		-	-
Total Comprehensive Income/(Loss)		335,562	966,422

¹ For the year ended 30 June 2021, this represents the net profit of the Fund for the period 1 July 2020 to 30 June 2021 before reflecting the accounting effects of units classified as a liability from 8 December 2020.

² Effective 8 December 2020, units in the Fund were reclassified from equity to financial liability in accordance with Australian Accounting Standard AASB 132 Financial Instruments: Disclosures. As a consequence, changes in net assets attributable to unitholders for the period 8 December 2020 to 30 June 2021 were recognised as finance costs.

³ Relates to distribution for the period 8 December 2020 to 30 June 2021. Distributions are presented in the Statement of Profit or Loss where units in the Fund are classified as a financial liability.

⁴ For the year ended 30 June 2020, statutory net profit of the Fund represents the profit earned while units were classified as equity in accordance with the Australian Accounting Standard AASB 132 Financial Instruments: Disclosures. In the year ended 30 June 2021, the accounting effects of the units being classified as liabilities were taken into account in the determination of statutory net profit. The effects of the reclassification due to the restructure of the Fund on 8 December 2020 (refer Note 8.1) resulted in distributions to unitholders and the Fund's increase in net assets being recorded as finance costs.

The above Statement of Profit or Loss and Comprehensive Income should be read in conjunction with the accompanying Notes to the Financial Statements.

Statement of Financial Position

as at 30 June 2021

	Note	30 Jun 2021 \$'000	30 Jun 2020 \$'000
Assets			
Cash and cash equivalents	3	960,771	1,777,140
Receivables	5	31,051	21,646
Investments	6	16,886,626	9,824,892
Total Assets		17,878,448	11,623,678
Liabilities			
Distributions payable	2	331,993	463,812
Payables	7	38,477	26,692
Total Liabilities		370,470	490,504
Total Unitholders' Equity		-	11,133,174
Net Assets Attributable to Unitholders - Liability¹	8.4	17,507,978	-

¹ Effective 8 December 2020, units in the Fund were reclassified from equity to financial liability in accordance with Australian Accounting Standard AASB 132 Financial Instruments: Disclosures.

The above Statement of Financial Position should be read in conjunction with the accompanying Notes to the Financial Statements.

Statement of Changes in Equity

for the year ended 30 June 2021

	Note	30 Jun 2021 \$'000	30 Jun 2020 \$'000
Unitholders' Equity at the beginning of the Period		11,133,174	10,658,670
Transactions with unitholders in their capacity as owners:			
Units issued		1,138,091	1,850,319
Units issued under Distribution Reinvestment Plan and management fee rebates		108,521	84,119
Distributions paid and payable	2	(225,145)	(463,812)
Units redeemed		(693,105)	(1,962,544)
Total transactions with unitholders		328,362	(491,918)
Profit/(Loss)		335,562	966,422
Other comprehensive income		-	-
Total Comprehensive Income/(Loss)		335,562	966,422
Reclassification to financial liability ¹	8.4	(11,797,098)	
Total Unitholders' Equity at the end of the Period		-	11,133,174

¹ Effective 8 December 2020, units in the Fund were reclassified from equity to financial liability in accordance with Australian Accounting Standard AASB 132 Financial Instruments: Disclosures.

The above Statement of Changes in Equity should be read in conjunction with the accompanying Notes to the Financial Statements.

Statement of Cash Flows

for the year ended 30 June 2021

	Note	30 Jun 2021 \$'000	30 Jun 2020 \$'000
Cash Flows from Operating Activities			
Dividends and distributions received (net of withholding tax)		136,968	132,726
Interest received		160	9,816
Other income received		1,558	42
Management and performance fees paid		(191,503)	(168,186)
Brokerage costs paid		(348)	(905)
Net Cash Inflow/(Outflow) from Operating Activities	4	(53,165)	(26,507)
Cash Flows from Investing Activities			
Purchase of investments		(4,427,002)	(4,100,299)
Proceeds from sale of investments		3,197,818	5,707,917
Net foreign exchange gain/(loss)		(175,477)	(5,960)
Net Cash Inflow/(Outflow) from Investing Activities		(1,404,661)	1,601,658
Cash Flows from Financing Activities			
Receipts from issue of units		3,268,244	1,845,675
Payments for redemption of units		(2,087,831)	(1,957,586)
Distributions paid		(581,557)	(440,390)
Net Cash Inflow/(Outflow) from Financing Activities		598,856	(552,301)
Net Increase/(Decrease) in Cash and Cash Equivalents			
Cash and cash equivalents at the beginning of the period		1,777,140	899,232
Effect of exchange rate fluctuations on cash and cash equivalents		42,601	(144,942)
Cash and Cash Equivalents at the end of the Period	3	960,771	1,777,140
Significant Non-Cash Transaction			
Acquisition of MGE and MGG	8.1	4,020,569	-
Total Significant Non-Cash Transaction		4,020,569	-

The above Statement of Cash Flows should be read in conjunction with the accompanying Notes to the Financial Statements.

Notes to the Financial Statements

for the year ended 30 June 2021

Overview

The Fund is a registered managed investment scheme. Following the Restructure on 8 December 2020, the Fund has two class of units: an Open Class ("MGOC") and a Closed Class ("MGF"). MGOC Units are quoted on the ASX (ticker code: MGOC) under the AQUA Rules; and MGF Units are listed on ASX (ticker code: MGF) under ASX Listing Rules (refer to Note 8.1).

The Fund was registered on 17 July 2007 and in accordance with the Fund's Constitution, commenced on the date that the first unit was issued, which was 1 July 2007. The Fund terminates on the earlier of the time provided by the Fund's Constitution or by law.

MAM (ABN 31 120 593 946) is the Responsible Entity of the Fund.

This financial report was authorised for issue by the Directors of the Responsible Entity on 31 August 2021. The Directors have the power to amend and reissue this financial report.

The Fund is considered a for-profit unit trust for the purpose of this financial report.

1. Basis of Preparation

This general purpose financial report is presented in Australian Dollars and has been prepared in accordance with the *Corporations Act 2001*, Australian Accounting Standards ("AASB") and Interpretations issued by the Australian Accounting Standards Board, other mandatory professional reporting requirements and the Fund's Constitution. The financial report also complies with International Financial Reporting Standards ("IFRS") as issued by the International Accounting Standards Board.

Following the restructure discussed further in Note 8.1, the Fund controlled MGG and MGE ("subsidiaries"). The Fund has determined it is an investment entity under the definition in AASB 10 *Consolidated Financial Statements* and the Fund is exempt from consolidating the subsidiaries. In accordance with the exemption, it measures its subsidiaries at fair value through profit or loss.

The Statement of Financial Position is presented on a liquidity basis. Assets and liabilities are presented in decreasing order of liquidity and are not distinguished between current and non-current. All balances are expected to be recovered or settled within 12 months, except for financial assets and liabilities at fair value through profit or loss. These fair value assets and liabilities comprise mainly investments that are managed based on the economic circumstances at any given point in time as well as to meet any liquidity requirements. Consequently, the investments that may be realised within 12 months cannot be determined at balance date.

All amounts in the financial statements are rounded to the nearest thousand dollars (\$'000) or in certain cases, the nearest dollar, unless otherwise stated in accordance with the *ASIC Corporations (Rounding in Financial/Directors' Reports) Instrument 2016/191*.

1.1. Accounting Policies

The accounting policies adopted in the preparation of this financial report are contained within the notes to which they relate. The accounting policies adopted are consistent with those of the previous financial period except for the adoption of the revised Conceptual Framework ("Conceptual Framework") on 1 July 2020. The Conceptual Framework included amendments to the definition and recognition criteria for assets, liabilities, income and expenses, guidance on measurement and derecognition, and other relevant financial reporting concepts and resulted in no impact on the Fund. The Fund has not early adopted any accounting standard, interpretation or amendment that has been issued but is not yet effective at balance date.

1.2. Foreign Currency Translation

The functional and presentation currency of the Fund is the Australian Dollar, as determined in accordance with AASB 121 *The Effects of Changes in Foreign Exchange Rates*. Transactions denominated in foreign currencies are translated into Australian Dollars at the foreign currency exchange rate at the date of the transaction. Monetary assets and liabilities denominated in foreign currencies are translated to Australian Dollars at the foreign currency closing exchange rate at balance date.

Foreign currency exchange differences arising on translation, and realised gains and losses on disposals or settlements of monetary assets and liabilities are recognised in profit or loss. Non-monetary assets and liabilities denominated in foreign currencies that are measured at fair value are translated to Australian Dollars at the foreign currency closing exchange rates at the dates that the values were determined. Foreign currency exchange differences relating to monetary items, including cash and cash equivalents, are presented separately in profit or loss.

Notes to the Financial Statements

for the year ended 30 June 2021

1.3. Investment Income

Dividend and Distribution Income

Dividend and distribution income is recognised on the applicable ex-dividend/distribution date gross of withholding tax, which is recorded as an expense in profit or loss. Dividends and distributions received are presented net of withholding tax in the Statement of Cash Flows.

Net Change in Fair Value of Investments

Realised and unrealised gains and losses on investments measured at fair value through profit or loss are recognised in the Statement of Profit or Loss and Comprehensive Income. The net change in fair value does not include dividend and distribution income.

Interest Income

Interest income is recognised on an accrual basis using the effective interest rate method.

1.4. Expenses

All expenses are recognised in profit or loss on an accruals basis.

1.5. Income Tax

On 5 May 2016, the Attribution Managed Investment Trust ("AMIT") regime was established under the *Tax Laws Amendment (New Tax System for Managed Investment Trusts) Act 2016*. The AMIT regime allows Managed Investment Trusts that meet certain requirements to make an irrevocable choice to be an AMIT. The Fund elected into the AMIT regime effective 30 June 2018.

Under current income tax legislation, the Fund is not subject to income tax provided the Fund attributes the entirety of its taxable income to unitholders.

The Fund currently incurs withholding tax imposed by certain countries on investment income. Such income is recorded gross of withholding tax in profit or loss. The benefits of foreign withholding tax paid, and of imputation credits attaching to Australian franked dividends, are passed onto unitholders.

1.6. Goods and Services Tax

The Goods and Services Tax ("GST") incurred on the costs of various services provided to the Fund by third parties, such as custodial services and management fees have been passed onto the Fund. The Fund qualifies for Reduced Input Tax Credits at a rate of 55%-75% and is also eligible to recover GST on offshore transactions. Management and performance fees and other expenses have been recognised in profit or loss net of the amount of GST recoverable from the Australian Taxation Office. Receivables and payables are stated inclusive of GST. The net amount of GST recoverable from, or payable to, the taxation authority is included in the Statement of Financial Position as a receivable or payable. Cash flows are included in the Statement of Cash Flows on a gross basis.

1.7. Critical Accounting Estimates and Judgements

The preparation of the Fund's financial statements requires the Directors to make judgements, estimates and assumptions that affect the amounts reported in the financial statements. The Directors base their judgements and estimates on historical experience and various other factors they believe to be reasonable under the circumstances, but which are inherently uncertain and unpredictable. As a result, actual results could differ from those estimates.

Where listed equities have no active market the Directors determine fair value with reference to external observable information and conditions existing at balance date. Fair values may however move materially with movements in market prices (refer Note 12). As most investments are valued with reference to the listed quoted prices and the Fund's cash is held with strongly rated financial institutions, the Fund's financial assets are not subject to significant judgement or complexity nor are the Fund's liabilities.

Notes to the Financial Statements

for the year ended 30 June 2021

2. Distributions to Unitholders

Distributions are determined by the Responsible Entity of the Fund and are payable as set out in the Fund's PDS. Distributable income includes capital gains arising from the disposal of financial assets and liabilities. Unrealised gains and losses on financial assets and liabilities that are recognised as income are transferred to net assets attributable to unitholders and are not assessable or distributable until realised. Net realised capital losses and tax losses are not distributed to unitholders but are retained to be offset against any realised capital gains and future assessable income respectively.

On 24 September 2020 MAM, the Responsible Entity announced a distribution policy update, to target a cash distribution yield of 4% per annum, paid semi-annually each June and December. The Target Cash Distribution ("TCD") for each period will be determined by using the average of the month-end NAV per unit class over a two year rolling period ending on the last business day of the prior distribution period.

A distribution payable is recognised in the Statement of Financial Position where the distribution has been declared but remains unpaid at balance date.

Distributions for the periods ended 30 June are as follows:

	\$'000	CPU	Date Paid
Period ended 30 June 2021			
Interim distribution paid - MGOC	225,145	4.88	19 Nov 2020 ¹
Final distribution payable - MGOC	271,440	5.10 ²	21 Jul 2021
Final distribution payable - MGF	60,553	3.66 ²	21 Jul 2021 ³

¹ The Fund paid its first interim distribution prior to the restructure (refer to Note 8 for details) and future interim distributions will be paid each January.

² On 5 January 2021, the Responsible Entity announced the TCD for the six month period ended 30 June 2021 to be 5.10 CPU for MGOC and 3.66 CPU for MGF.

³ As MGF Units were first issued on 8 December 2020, this is the first distribution for MGF Units.

	\$'000	CPU	Date Paid
Period ended 30 June 2020			
Interim distribution paid - MGOC ¹	-	-	-
Final distribution payable - MGOC	463,812	10.50 ²	14 Jul 2020

¹ As the Fund's first interim distribution was for the period ended 31 December 2020, there is no corresponding prior period comparative.

² Income attributed to unitholders was 32.528 CPU. Under the AMIT requirements, where income attributed to an investor is more than the cash distribution paid, the tax cost base of the investor's units increase by a corresponding amount.

On 7 July 2021, the Responsible Entity announced the TCD for the six month period ended 31 December 2021 will be 5.10 CPU for MGOC and 3.66 CPU for MGF.

Notes to the Financial Statements

for the year ended 30 June 2021

Distribution Reinvestment Plan

The Fund's Distribution Reinvestment Plan ("DRP") was available to eligible unitholders during the period. Under the terms of the DRP, eligible unitholders are able to elect to reinvest all or part of their cash distributions in additional units in the Fund, free of any brokerage or other transaction costs. Units are issued and/or transferred to DRP participants at a price that is determined by MAM in accordance with the DRP Rules. Details of the DRP for the interim and final distributions are as follows:

	31 Dec 2020 Interim Distribution ¹	MGOC 30 Jun 2021 Final Distribution	MGF 30 Jun 2021 Final Distribution ²
DRP issue price (\$)	2.6135	2.6895	1.7856
DRP unitholder participation rate (%)	15.83	11.18	14.54
Number of units issued under DRP	13,641,302	11,272,569	4,857,769
Value of units issued under DRP (\$'000)	35,651	30,318	8,674
DRP 7.5% issue price discount (\$'000)	-	-	690
DRP issue date	19 Nov 2020	21 Jul 2021	21 Jul 2021

¹ This was the first interim distribution for MGOC units.

² This was the first distribution for MGF units.

MGF unitholders who participate in the DRP will receive MGF Units at an issue price that includes a specified discount to the NAV per unit. To ensure that unitholders who do not participate in the DRP suffer no dilution as a result of any discount, MFG will pay the Fund consideration equal to the cost of this discount in accordance with the terms of the MFG Commitment Deed. The MFG DRP issue price discount of 7.5% is applicable to distributions declared from 1 January 2021. The amount receivable from MFG in respect of the June 2021 distribution was recognised as a receivable in the Statement of Financial Position at balance date. The DRP issue price discount is only offered to MGF unitholders.

Amounts receivable from MFG in respect of future distributions are contingent assets that are not recognised at balance date. It is not practical to estimate the future amounts receivable by the Fund as there is uncertainty as to whether the DRP will be made available to eligible unitholders, the level of DRP participation and MGF NAV per unit at the time of the transaction.

3. Cash and Cash Equivalents

	30 Jun 2021 \$'000	30 Jun 2020 \$'000
Cash at bank - denominated in Australian Dollars	22,847	19,071
Cash at bank - denominated in foreign currency:		
United States Dollars	937,807	1,758,013
British Pounds	39	19
Euro	34	16
Swiss Francs	27	12
Hong Kong Dollars	17	9
Total Cash and Cash Equivalents	960,771	1,777,140

Cash comprises cash at bank. Cash equivalents are short-term highly liquid investments that are readily convertible to known amounts of cash and are subject to an insignificant risk of changes in value.

Notes to the Financial Statements

for the year ended 30 June 2021

4. Statement of Cash Flows Reconciliation

	30 Jun 2021 \$'000	30 Jun 2020 \$'000
Reconciliation of Cash Flows from Operating Activities		
Net operating profit/(loss)	1,625,956	966,422
Net change in fair value of investments	(1,807,874)	(1,115,132)
Net (gain)/loss on foreign exchange settlements, derivative contracts and cash	128,666	128,982
Fee rebates reinvested into units in the Funds	2,212	3,122
Net (increase)/decrease in receivables and other assets	(6,945)	(2,098)
Net increase/(decrease) in payables and other liabilities	4,820	(7,803)
Net Cash Inflow/(Outflow) from Operating Activities	(53,165)	(26,507)
Non-Cash Investing and Financing Activities		
Fee rebates reinvested into units in the Fund	2,212	3,122
Distribution reinvested into units in the Fund	107,400	81,206
Acquisition of MGE and MGG	4,020,569	-

5. Receivables

	30 Jun 2021 \$'000	30 Jun 2020 \$'000
Dividend and distribution receivable	2,661	2,435
Applications receivable	6,187	4,645
Interest receivable	-	2
Recoverable GST and foreign withholding tax	21,390	14,564
Other receivable	813	-
Total Receivables	31,051	21,646

Receivables comprise amounts due from brokers for sales of assets unsettled at balance date, dividends and trust distributions declared but not yet received, and reclaimable taxes. They are recognised and carried at amortised cost using the effective interest rate method and adjusted for changes in foreign exchange rates where applicable. A provision is deducted from receivables for uncollectible amounts based on expected credit losses, if applicable. Expected credit losses are calculated as the difference between the contractual cash flows due in accordance with the contract and all the cash flows that the Fund expects to receive, discounted at an approximation of the original effective interest rate. The Fund applies the simplified approach for receivables whereby the loss allowance is based on lifetime expected credit losses at each balance date.

At balance date, the Fund's receivables, excluding recoverable GST and foreign withholding tax, were due within 0 to 30 days (June 2020: 0 to 30 days). Recoverable GST is due within 30 to 90 days (June 2020: 30 to 90 days). Foreign withholding tax is due within 2 to 4 years (June 2020: 2 to 4 years) depending on the jurisdiction. No amounts are impaired or past due at 30 June 2021 or 30 June 2020.

Notes to the Financial Statements

for the year ended 30 June 2021

6. Investments and Derivatives

The Fund classifies its equity securities, derivative assets and derivative liabilities as financial assets and liabilities at fair value through profit or loss.

The Fund discloses the fair value measurements of financial assets and financial liabilities using a three-level fair value hierarchy to reflect the source of valuation inputs used when determining the fair value as follows:

- Level 1: quoted (unadjusted) prices in active markets for identical assets or liabilities. The fair value of these securities is based on the closing price for the security as quoted on the relevant exchange.
- Level 2: valuation techniques using observable inputs either directly (as prices) or indirectly (derived from prices). The fair value of derivatives is based on a discounted cash flow analysis using quoted market inputs (spot and forward rates, volatility) adjusted for specific features of the instruments and applied debit and credit valuation adjustments based on the Fund's, or the derivative counterparties' current credit worthiness.
- Level 3: valuation techniques using non-market observable inputs.

The Fund meets the investment entity definition under AASB 10 Consolidated Financial Statements and as a result, units acquired in MGE and MGG are classified as financial assets at fair value through profit or loss. These units are categorised as level 2 and valued at the respective NAV of each fund, the inputs of which are directly observable from published price quotations, at balance date.

The Fund does not hold any level 3 assets. There have been no transfers between any of the three levels in the hierarchy during the period and the Fund's policy is to recognise transfers into and out of fair value hierarchy levels as at balance date.

	30 Jun 2021 \$'000	30 Jun 2020 \$'000
Listed Equity Securities (Level 1)		
United States	11,056,969	7,041,580
Switzerland	1,018,595	887,815
Hong Kong	801,283	776,263
Germany	663,921	450,080
United Kingdom	548,083	540,080
France	262,539	129,074
Total Listed Equity Securities	14,351,390	9,824,892
Unlisted Investments (Level 2)		
Units held in MGE and MGG	2,535,236	-
Total Unlisted Investments	2,535,236	-
Total Investments	16,886,626	9,824,892

Financial assets and liabilities held at fair value through profit or loss are measured initially at fair value, which in the case of the Fund is the transaction price. Brokerage costs are expensed immediately in the profit or loss. Subsequent to initial recognition, all financial assets and liabilities classified at fair value through profit or loss are measured at fair value. Changes in fair value are recognised in profit or loss. The net change in fair value does not include dividend or distribution income.

Purchases and sales are recognised on trade date, being the date the Fund commits to purchase or sell the asset. Financial assets are derecognised when the contractual rights to the cash flows from the assets expire or are transferred. A transfer occurs when substantially all the risks and rewards of ownership are passed to a third party. Financial liabilities are derecognised when the obligation specified in the contract is discharged, cancelled or expired.

The fair value of equity securities traded in active markets is based on their quoted market prices at balance date without any deduction for estimated future selling costs. The quoted market price used for securities held by the Fund is the closing price for the security as quoted on the relevant stock exchange. If a quoted market price is not available on a recognised stock exchange or from a broker/dealer for non-exchange-traded financial instruments, the fair value of the instrument is estimated using valuation techniques including recent arm's length market transactions, reference to the current fair value of other instruments that are substantially the same, discounted cash flow techniques, option pricing models or any other valuation techniques commonly used by market participants.

Notes to the Financial Statements

for the year ended 30 June 2021

Derivatives are contracts whose value is derived from one or more underlying price, index or other variable. Derivatives are included in the Statement of Financial Position as an asset when the fair value at balance date is positive and classified as a liability when the fair value at balance date is negative.

The equity securities, including stock exchange domicile, held by the Fund are:

	Domicile	30 Jun 2021 Holding	30 Jun 2020 Holding	30 Jun 2021 \$'000	30 Jun 2020 \$'000
Magellan Global Equities Fund	i	314,426,451	-	1,362,033	-
Magellan Global Trust	i	584,351,661	-	1,173,203	-
Microsoft	ii	3,016,138	3,184,289	1,088,340	941,228
Alphabet - Class C	ii	302,038	298,811	1,008,330	613,511
Facebook - Class A	ii	1,916,948	2,021,116	887,835	666,572
Tencent Holdings	iii	7,999,405	8,307,829	801,283	776,263
Starbucks	ii	5,047,589	4,622,348	751,743	494,058
Alibaba Group Holding	ii	2,485,304	2,459,252	750,739	770,458
Netflix	ii	1,001,266	-	704,467	-
Visa Inc - Class A	ii	2,186,697	1,568,674	681,044	440,117
SAP	v	3,536,718	2,219,293	663,921	450,080
Intercontinental Exchange	ii	3,865,591	-	611,183	-
Yum! Brands	ii	3,942,700	2,576,293	604,101	325,208
Pepsico	ii	2,994,359	1,725,449	590,975	331,457
Crown Castle International	ii	2,127,833	1,895,469	552,967	460,721
Reckitt Benckiser Group	vi	4,656,184	4,049,286	548,083	540,080
Novartis	iv	4,417,679	3,823,838	536,776	483,088
MasterCard	ii	1,069,294	700,761	519,998	300,966
Procter & Gamble	ii	2,865,206	-	514,955	-
Nestle	iv	2,901,939	2,520,900	481,819	404,727
Xcel Energy	ii	5,061,642	4,593,335	444,170	416,969
McDonald's	ii	1,330,711	916,691	409,432	245,609
WEC Energy Group	ii	3,431,593	2,667,618	406,580	339,603
Eversource Energy	ii	3,660,130	3,321,221	391,194	401,682
LVMH Moët Hennessy Louis Vuitton	vii	251,329	202,621	262,539	129,074
Alphabet Class A	ii	42,711	40,357	138,916	83,120
Estee Lauder Class A	ii	-	767,397	-	210,301
Total Investments				16,886,626	9,824,892

Stock Exchange Domicile

- | | | |
|------------------|----------------|-------------------|
| i Australia | iv Switzerland | vi United Kingdom |
| ii United States | v Germany | vii France |
| iii Hong Kong | | |

Notes to the Financial Statements

for the year ended 30 June 2021

The underlying equity securities in MGG and MGE, including stock exchange domicile, are:

	Domicile	Holding	MGE \$'000	Holding	MGG \$'000
Microsoft	ii	436,716	157,584	409,774	147,863
Alibaba Group Holding	ii	5,448	1,646	345,501	104,366
Alphabet - Class C	ii	-	-	9,563	31,925
Starbucks	ii	707,133	105,314	641,397	95,524
Facebook - Class A	ii	285,629	132,289	260,713	120,749
Netflix	ii	120,843	85,022	107,897	75,914
Novartis	iv	607,583	73,825	559,015	67,924
SAP	v	300,926	56,491	284,992	53,499
Reckitt Benckiser Group	vi	665,053	78,284	591,622	69,640
Intercontinental Exchange	ii	334,741	52,925	331,338	52,387
Pepsico	ii	327,674	64,671	312,059	61,589
Crown Castle International	ii	26,018	6,761	277,483	72,110
Visa Inc - Class A	ii	235,407	73,317	213,823	66,595
Xcel Energy	ii	-	-	331,604	29,099
Nestle	iv	400,418	66,483	368,299	61,150
Eversource Energy	ii	-	-	239,621	25,611
Yum! Brands	ii	423,640	64,910	376,407	57,673
WEC Energy Group	ii	-	-	227,535	26,959
MasterCard	ii	94,498	45,954	93,179	45,313
McDonald's	ii	151,170	46,512	134,043	41,242
LVMH Moët Hennessy Louis Vuitton	vii	32,176	33,611	30,054	31,395
Alphabet Class A	ii	7,240	23,548	5,994	19,495
Cash, payables and receivables		-	192,886	-	(184,819)
Total Investments			1,362,033		1,173,203

Stock Exchange Domicile

i Australia	iv Switzerland	vi United Kingdom
ii United States	v Germany	vii France
iii Hong Kong		

During the period 1,552 transactions were made, all of which involved listed securities.

7. Payables

	Note	30 Jun 2021 \$'000	30 Jun 2020 \$'000
Management fees payable	10	21,347	14,135
Performance fees payable	10	-	2,392
Redemptions payable		16,658	10,165
Other payables		472	-
Total Payables		38,477	26,692

Payables comprise trade creditors and accrued expenses owing by the Fund at balance date. Amounts due to brokers relating to the purchase of investments are usually settled between two and five days after trade date. Payables and accruals are recognised at amortised cost, using the effective interest rate method, at the point where the Fund becomes obliged to make payments in respect of the purchase of these goods and services.

At balance date, all payables mature in 0 to 90 days (June 2020: 0 to 90 days).

Notes to the Financial Statements

for the year ended 30 June 2021

8. Net Assets Attributable to Unitholders - Liability

8.1. Restructure

On 8 December 2020, MAM completed the Restructure of the Fund. The Restructure, which simplified MAM's global equities retail product offering, was achieved via a series of transactions which had the effect of consolidating three of MAM's existing global equities retail funds, being Magellan Global Fund, MGE and MGG into a single trust (the Magellan Global Fund) which has two unit classes, MGOC and MGF.

There were three key components to the Restructure:

1. Amendments to the Magellan Global Fund constitution to enable it to offer Closed Class Units and Open Class Units;
2. The acquisition of units in MGE by the Fund in exchange for MGOC Units by way of a trust scheme (the MGE Trust Scheme); and
3. The acquisition of units in MGG by the Fund in exchange for MGF Units by way of a trust scheme (the MGG Trust Scheme).

On 2 August 2020, MAM entered into a Scheme Implementation Deed that outlined the terms and conditions of the MGE Trust Scheme. Unitholders in MGE were offered MGOC Units in the Fund in exchange for their existing MGE Units. The terms relating to the MGE Trust Scheme were such that MGE unitholders received the net asset value of MGOC Units in the Fund as they held in MGE.

On 2 August 2020, MAM also entered into a Scheme Implementation Deed which outlined the terms and conditions of the MGG Trust Scheme. Unitholders in MGG were offered MGF Units in the Fund in exchange for their existing MGG Units. The terms relating to the MGG Trust Scheme are such that MGG unitholders received the net asset value of MGG Units in the Fund as they held in MGG.

Following unitholder approval on 25 November 2020 and related lodgements with the Supreme Court of NSW and ASIC, the Trust Schemes became effective on 27 November 2020. MGE and MGG units were suspended from quotation on the ASX and MAM commenced steps to operationalise the Fund including calculating the exchange ratios for MGE and MGG which were announced on 30 November 2020. The Restructured Magellan Global Fund commenced on 28 November 2020 and from this date a daily management fee calculation basis was effective, along with a pro-rated performance fee calculation period with a reset high water mark (refer to Note 10). From 30 November 2020, MGOC and MGF units commenced trading on a deferred settlement basis on the ASX.

On 8 December 2020, the Fund acquired MGE and MGG on a unit-for-unit basis at NAV for \$4,020,569,000. MGE unitholders received 686,402,168 MGOC Units and MGG unitholders received 1,241,629,119 MGF Units. MGE and MGG were delisted from the ASX on 9 December 2020 and the units in MGE and MGG will be held by the Fund until such time as the underlying equities held in MGE and MGG are sold and units redeemed.

MGOC Units and MGF Units commenced trading on a normal settlement basis on the ASX on 9 December 2020.

From 9 December 2020, investors can access the Fund through two unit classes:

- MGOC Units are quoted on ASX (ticker code: MGOC) under the AQUA Rules and will provide investors with the ability to buy and sell MGOC Units on the ASX or apply and redeem their investment directly with the Fund on a daily basis; and
- MGF Units are quoted on the ASX (ticker code: MGF) under the ASX Listing Rules.

8.2. Partnership Offer

On 18 January 2021, MAM launched the Magellan Global Fund Partnership Offer ("Partnership Offer"), which provided eligible unitholders in the Fund the opportunity to subscribe for up to \$1 worth of MGF Units for every \$4 worth of units held in the Fund.

Investors who participated in the Partnership Offer also received benefits in the form of:

- additional MGF Units worth 7.5% of their subscription; and
- one MGFO for each MGF Unit allotted under the Partnership Offer (refer Note 8.7).

The Partnership Offer closed on 23 February 2021 after receiving applications from more than 30,000 unitholders, totalling \$726,691,000. Additionally the unitholders who participated received additional MGF units worth 7.5% of their subscription which totalled, \$54,502,000 and was funded by MFG as per the terms of the MFG Equity Commitment Deed executed on 14 October 2020. A total of 449,383,670 MGF units and 449,383,670 MGF Options were allotted at a price of \$1.7383 being the MGF NAV on 26 February 2021.

Notes to the Financial Statements

for the year ended 30 June 2021

8.3. Bonus MGF Option Issue

The Fund also issued eligible MGF unitholders, who held MGF units on 26 February 2021 (record date), with bonus MGF Options on a one-for-two basis ("Bonus MGF Option Issue"). A total of 620,140,000 MGFO were issued. Each MGFO is exercisable into one MGF Unit at an exercise price set at a 7.5% discount to the prevailing NAV per Unit at the time of exercise (as detailed in the Magellan Global Fund, Bonus MGF Option Issue PDS, issued 5 January 2021).

MGFO issued under the Bonus MGF Option Issue have the same terms as MGFO issued under the Partnership Offer (refer Note 8.7).

8.4. Reclassification of Units on Issue from Unitholders' Equity to Net Assets Attributable to Unitholders - Liability

Prior to the Restructure, the Fund had one unit class and classified units on issue as equity under AASB 132 *Financial Instruments: Presentation* ("AASB 132"). Following the issue of a second class of units, units on issue were classified as a financial liability in the Statement of Financial Position as the two classes of units are differentiated by the manner in which the units can be purchased and redeemed, the net asset value per unit and the partnership benefits offered to MGF unitholders namely the dividend reinvestment plan. As a consequence, the two classes of units do not have identical features and meet the definition of financial liability under AASB 132. Therefore from 8 December 2020, being the date the restructure was complete, the Fund's units on issue were reclassified as Net Assets Attributable to Unitholders - Liability in the Statement of Financial Position.

	Note	MGOC 30 Jun 2021 No. of Units '000	MGF 30 Jun 2021 No. of Units '000	MGOC 30 Jun 2020 No. of Units '000	MGF 30 Jun 2020 No. of Units '000 ¹
Units on Issue					
Opening balance		4,417,255	-	4,423,598	-
Units issued		1,395,735	-	715,390	-
Units issued on Restructure	8.1	686,402	1,241,629	-	-
Units issued under Partnership Offer	8.2	-	449,384	-	-
Units issued on exercise of options	8.7	-	867	-	-
Units issued under DRP and management fee rebates		42,973	-	33,702	-
Units redeemed		(1,220,003)	-	(755,435)	-
Units bought back on-market and cancelled	8.9	-	(37,545)	-	-
Units on Issue at the end of the Period		5,322,362	1,654,335	4,417,255	-
MGFO 2024 Options					
Opening balance		-	-	-	-
Options issued 1 March 2021 under Partnership Offer	8.2	-	449,384	-	-
Options issued 1 March 2021 under Bonus MGF Option Issue	8.3	-	620,140	-	-
Units issued from exercise of options		-	(867)	-	-
Total MGFO 2024 Options at the end of the Period		-	1,068,657	-	-

¹ As MGF Units were first issued on 8 December 2020 there are no comparatives.

Notes to the Financial Statements

for the year ended 30 June 2021

	Note	MGOC 30 Jun 2021 \$'000	MGF 30 Jun 2021 \$'000	MGOC 30 Jun 2020 \$'000 ¹	MGF 30 Jun 2020 \$'000 ²
Changes in Net Assets Attributable to Unitholders - Liability					
Opening balance		-	-	-	-
Units Issued		1,349,188	-	-	-
Units reclassified from equity	8.4	11,797,098	-	-	-
Issue of units on Restructure	8.1	1,748,698	2,271,871	-	-
Units issued under Partnership Offer	8.2	-	726,691	-	-
MFG contribution to fund additional 7.5% MGF Units issued under Partnership Offer		-	54,502	-	-
Units issued on exercise of options	8.7	-	1,533	-	-
MFG contribution to offset dilutionary impact of options exercised		-	123	-	-
Units issued under DRP and management fee rebates	2	1,091	-	-	-
Units redeemed		(1,337,879)	-	-	-
Units bought back on-market and cancelled	8.9	-	(63,339)	-	-
Increase/(decrease) in net assets attributable to unitholders		756,347	202,054	-	-
Net Assets Attributable to Unitholders at the end of the Period		14,314,543	3,193,435	-	-

¹ The units on issue were previously classified as equity. A new unit class, MGF, was issued on 8 December 2020 and as a result, the Fund's units were reclassified from equity to financial liability.

² As MGF Units were first issued on 8 December 2020 there are no prior year comparatives.

8.5. MGOC Units

Applications received for MGOC Units in the Fund are recorded net of entry fees. Redemptions from the Fund are recorded gross of exit fees. The Fund recognises MGOC Units issued or redeemed when settled, which is trade date.

Each MGOC Unit confers upon the unitholder an equal interest in the Fund and is of equal value to other units in the Open Class. An MGOC Unit does not confer upon the holder any interest in any particular asset or investment of the Fund. The rights of MGOC unitholders are contained in the Fund's Constitution and include:

- the right to receive a distribution determined in accordance with the provisions of the Fund's Constitution;
- the right to attend and vote at meetings of unitholders;
- the right to participate in the termination and winding up of the Fund; and
- the right to redeem units, subject to restrictions disclosed in the Fund's PDS. Those restrictions may include where trading in units on the ASX are suspended for five consecutive business days. In this case, unitholders may apply to the Responsible Entity to make an off-market withdrawal of their investment from the Fund when the Fund is liquid. Where the Fund ceases to be liquid, units may only be withdrawn once an offer is made to all investors in the Fund in accordance with the Fund's Constitution.

There may be other circumstances where off-market withdrawals from the Fund are suspended for up to 28 days, including where:

- it is impracticable for the Responsible Entity, or the Responsible Entity is unable, to calculate the NAV of the Fund;
- the payment of withdrawal proceeds involves realising a significant portion of the Fund's assets which would, in the Responsible Entity's opinion, result in remaining investors bearing a disproportionate amount of capital gains tax or expenses, or suffering any other disadvantage or diminution of the value of units held;
- the Responsible Entity reasonably considers it would be in the interests of investors, or it is otherwise permitted by law; or
- the Responsible Entity receives withdrawal requests of an aggregate value that in its reasonable estimate exceeds 5% of the Fund's assets.

Notes to the Financial Statements

for the year ended 30 June 2021

8.6. MGF Units

MGF Units are listed on the ASX. Each MGF Unit confers upon the unitholder an equal interest in the Fund and is of equal value to other units in the Closed Class. An MGF Unit does not confer upon the holder any interest in any particular asset or investment of the Fund. The rights of MGF unitholders are contained in the Fund's Constitution and include:

- the right to receive a distribution determined in accordance with the provisions of the Fund's Constitution;
- the right to attend and vote at meetings of unitholders; and
- the right to participate in the termination and winding up of the Fund.

Redemption of MGF Units is not permitted while the Fund is listed on the ASX.

8.7. MGF Options

Each MGFO was granted for no consideration and allotted on 1 March 2021. MGFO are listed on the ASX.

Each MGFO has an exercise price of 92.5% of the estimated NAV per MGF Unit, for the previous day, that is published by MAM, on the website, prior to commencement of ASX trading on the date that the MGFO is exercised. In accordance with the terms of the MFG Equity Commitment Deed, MFG will bear the economic cost associated with the 7.5% discount each time an MGFO is exercised. MGF Units issued on exercise of MGFO are ranked equally with all other MGF Units.

MGFO have a three year term. Each MGFO can be exercised on business days from 10.00am (Sydney time) on 1 June 2021 to 4.00pm (Sydney time) on 1 March 2024, at which time any unexercised MGFO will expire.

MGFO holders do not have the right to participate in offers made to MGF Unitholders until the MGFO are exercised and are not entitled to distributions unless exercised before the relevant distribution record date.

MGFO allotted under the Partnership Offer and Bonus MGF Option Issue have been issued for nil consideration. The fair value of the MGFO units is insignificant to the Fund as the consideration to be received by the Fund on exercise, is equal to the NAV of MGF Units at the time of exercise, consisting of the 7.5% discount paid by MFG and the remainder paid by the MGF Unitholder.

Amounts recoverable from MFG in respect of future MGFO exercised are contingent assets that are not recognised at balance date. It is not practical to estimate the future amount receivable by the Fund as there is uncertainty to the number of MGFO conversions and the MGF NAV per unit at the time of each conversion.

Subsequent to balance date and up until 20 August 2021, 2,691,000 MGFO have been exercised resulting in an additional 2,691,000 MGF Units being issued.

8.8. Distribution Reinvestment Plan

Refer to Note 2 for details on the DRP.

8.9. MGF Unit On-Market Buy-back

On 8 December 2020, MAM announced its intention to undertake an on-market buy-back of MGF Units for a 12 month period ending 29 November 2021. During the period ended 30 June 2021 the Fund purchased on-market, and cancelled, 37,545,000 MGF Units, at a total cost of \$63,339,000. Subsequent to balance date and up until 20 August 2021, the Fund purchased on-market, and cancelled, 16,902,000 MGF Units, at a total cost of \$30,634,000.

Notes to the Financial Statements

for the year ended 30 June 2021

9. Net Asset Value per Unit

The NAVs per unit represent the net assets of each class of unit, presented in aggregate in the Statement of Financial Position, at balance date divided by the number of units on issue in that class at balance date (refer Note 8).

	30 Jun 2021	30 Jun 2020
	\$	\$
NAV per unit MGOc	2.6895	2.5204
NAV per unit MGF	1.9303	- ¹

¹ As MGF units were first allotted on 8 December 2020 there is no comparative.

The NAV per unit at balance date may differ from the NAV per unit reported to the ASX due to distributions payable and fee accruals.

In a release to the ASX on 3 August 2021, the reported NAV per MGOc Unit as at 30 July 2021 was \$2.7906.

In a release to the ASX on 23 August 2021, the reported NAV per MGF Unit as at 20 August 2021 was \$2.0566.

10. Related Parties

Responsible Entity

The Responsible Entity of the Fund is MAM. MAM is a wholly-owned subsidiary of MFG (ASX code: MFG), the immediate and ultimate parent entity of the Responsible Entity and both are considered to be related parties of the Fund.

Key Management Personnel

Key management personnel ("KMP") are those persons or corporate entities who have authority and responsibility for planning, directing and controlling the activities of the Fund. The Responsible Entity is responsible for managing the activities of the Fund and is considered to be a KMP. The Fund does not employ personnel in its own right.

The Directors of MAM are considered to be KMP. The Directors of MAM during the period and up to the date of this report are: Dr Brett Cairns, Mr John Eales, Mr Robert Fraser, Ms Colette Garnsey, Mr Paul Lewis, Mr Hamish McLennan, Ms Kirsten Morton and Ms Karen Phin. The Fund did not pay any compensation to the Directors of the Responsible Entity.

Responsible Entity Fees

Compensation is paid to the Responsible Entity in the form of fees as follows:

Management Fees

The Responsible Entity is entitled to receive management fees from the Fund for managing the assets of the Fund. The management fee is 1.35% per annum of the value of the Fund, calculated daily. The Responsible Entity pays operating expenses of the Fund, such as audit and tax compliance fees, distribution costs, investor reporting, custody and fund administration costs. Prior to the Restructure, management fees were calculated monthly based on the NAV of the Fund (before fees) at the end of each month. Since the Restructure, management fees are calculated daily based on the NAV of each class of unit, before fees. Management fees are payable in arrears at the end of each month. Estimated fees are reflected in the NAV of each unit class of the Fund.

On the Effective Date of the Restructure, 27 November 2020, any accrued management fees were crystallised and became payable to MAM.

Notes to the Financial Statements

for the year ended 30 June 2021

Performance Fees

Performance fees are calculated on six monthly calculation periods ending on 30 June and 31 December of each year.

The Responsible Entity is entitled to Performance fees of 10% of excess return of the Fund above the higher of the index relative hurdle and the absolute return hurdle, subject to exceeding the applicable high watermark. Performance fees crystallise at the end of a calculation period, or when units are redeemed, subject to a performance fee entitlement existing at the date of redemption. The estimated NAV of each unit class of the Fund includes a performance fee accrual equal to the amount that would be payable if it were the end of a calculation period. Further detail of the performance fees can be found in the PDS and Explanatory Memorandum.

On the Effective Date the performance fee calculation period ended. At that date, \$102,765 of crystallised performance fees were payable to MAM. The final performance fee calculation commenced on 28 November 2020 and ended on 30 June 2021. The new high water marks for the period commencing 28 November 2020 are \$2.47160 for MGOC and \$1.77512 for MGF.

Total Management and Performance Fees

The fees paid/payable by the Fund are net of any applicable reduced input tax credits (refer Note 1.6). The management and performance fees paid/payable by the Fund are as follows:

	MGOC 30 Jun 2021 \$	MGF 30 Jun 2021 \$	MGOC 30 Jun 2020 \$	MGF 30 Jun 2020 \$ ¹
Management fees	174,567,780	21,640,650	159,769,107	-
Performance fees	102,765	-	3,123,358	-
Total Fees Expensed in the Statement of Profit or Loss and Comprehensive Income	174,670,545	21,640,650	162,892,465	-
Total Fees Payable in the Statement of Financial Position	17,451,668	3,895,645	16,526,663	-

¹ As MGF units were first issued on 8 December 2020, there are no prior period comparatives.

Notes to the Financial Statements

for the year ended 30 June 2021

Transactions with Related Parties

Number of units and MGFO held by each KMP, including their personally-related parties, in the Fund for the periods ended 30 June are as follows:

	Restructure Units allotted Number ¹	Partnership Offer Number ²	Bonus MGFO Offer Number ³	Units/MGFO acquired/ disposed Number ⁴	Units/MGFO 30 Jun 2021 Holding Number	%	Distribution paid/payable 30 Jun 2021 \$ ⁵
MGOC Units							
MFG	32,093,439	-	-	(12,503,222)	76,983,479	1.45	5,492,317
Directors							
Paul Lewis	-	-	-	31,696	613,020	⁶	60,687
Brett Cairns	70,416	-	-	-	70,416	⁶	3,591
MGF Units/MGFO							
MFG							
Units	16,759,856	-	-	6,640,135	23,399,991	1.41	856,440
MGFO	-	-	8,379,927	-	8,379,927	0.78	
Directors							
Brett Cairns							
Units	91,344	50,926	-	-	142,270	⁶	5,207
MGFO	-	50,926	45,672	-	96,598	⁶	-
John Eales							
Units	306,115	82,320	-	-	388,435	⁶	14,217
MGFO	-	82,320	153,057	-	235,377	⁶	-
Robert Fraser							
Units	205,601	55,292	-	-	260,893	⁶	9,549
MGFO	-	55,292	102,800	-	158,092	⁶	-
Paul Lewis							
Units	703,998	344,198	-	-	1,048,196	⁶	38,364
MGFO	-	344,198	351,999	-	696,197	⁶	-
Hamish McLennan							
Units	91,144	24,511	-	-	115,655	⁶	4,233
MGFO	-	24,511	45,572	-	70,083	⁶	-
Kirsten Morton							
Units	37,944	7,730	-	-	45,674	⁶	1,672
MGFO	-	7,730	18,972	-	26,702	⁶	-
Karen Phin							
Units	91,344	24,565	-	-	115,909	⁶	4,242
MGFO	-	24,565	45,672	-	70,237	⁶	-

¹ Units issued 8 December 2020 under Restructure (refer Note 8.1).

² MGF Units and MGFO issued under Partnership Offer 1 March 2021 (refer Note 8.2).

³ MGFO issued under Bonus MGFO Offer 1 March 2021 (refer Note 8.3).

⁴ Includes DRP units allotted.

⁵ Represents the interim distribution paid and final distribution payable for the period, comprising cash paid and DRP units issued.

⁶ Less than 0.1%.

	Units acquired/ disposed Number	Units 30 Jun 2020 Holding Number	%	Distribution paid/payable 30 Jun 2020 \$ ¹
MGOC Units				
MFG	-	57,393,262	1.3	6,026,293
Paul Lewis	24,197	581,324	²	61,039

¹ Represents the interim distribution paid and final distribution payable for the period, comprising cash paid and DRP units issued.

² Less than 1%.

Notes to the Financial Statements

for the year ended 30 June 2021

Transactions between the Fund and related parties are subject to the same terms and conditions as those entered into by other unitholders. Unless specified above, no other KMP held units in the Fund.

Other Transactions with Related Parties

MFG bore the economic cost associated with the issue of additional MGF Units under the Partnership Offer by paying the Fund an amount equal to 7.5% of subscriptions received.

	Note	30 Jun 2021 \$'000	30 Jun 2020 \$'000
Cash contribution from MFG to fund the additional 7.5% MGF Units issued under Partnership Offer	8.2	54,502	-
Cash contribution from MFG to offset the dilutionary impact of:			
MGFO exercised	8.2	123	-
DRP on MGF distributions	2	690	-

11. Capital and Financial Risk Management

Financial Risk Management

The Fund's investment portfolio primarily comprises listed equity investments. The investment objectives of the Fund are to achieve attractive risk-adjusted returns over the medium to long-term, whilst reducing the risk of permanent capital loss, in accordance with its investment strategy (as detailed in the current Product Disclosure Statement). The Fund's investing activities expose it to various types of risks including concentration risk, market risk, liquidity risk and credit risk.

Financial risk management is carried out under policies approved by the Responsible Entity. The risk management programme focuses on ensuring compliance with the Fund's Product Disclosure Statement and seeks to maximise the returns derived for the level of risk to which the Fund is exposed.

The following disclosures in relation to the various risks of the Fund's portfolio have been based on the Fund's direct holdings.

Concentration Risk

Concentration indicates the relative sensitivity of the Fund's performance to developments affecting a particular industry or geographical location. The Fund holds a concentrated portfolio of investments, and the returns of the Fund may be dependent upon the performance of individual companies. The concentrated exposure may lead to increased volatility in the Fund's unit price, and also increases the risk of poor performance.

The Fund's concentration risk is managed in accordance with the portfolio risk controls for the Fund, which are approved by MAM's Investment Committee.

Market Risk

Market risk is the risk that the fair value or future cash flows of financial instruments will fluctuate due to changes in market variables such as equity prices, foreign exchange rates, and interest rates.

Equity Price Risk

Equity price risk is the risk that the fair value of equities decreases as a result of changes in market prices, whether those changes are caused by factors specific to the individual stock or factors affecting all instruments in the market. The size and diversification of the portfolio is sufficient to ensure the Fund's returns are not overly correlated to a single company, industry specific or macroeconomic risk but the returns of the portfolio are not expected to be perfectly correlated to any market or sector index. If equity markets as a whole rise or fall by 5%, the return of the Fund may increase or decrease by different amounts.

For illustrative purposes an increase of 5% in the market price of each of the Fund's investments held at balance date, assuming all other variables remain constant, would have had the following impact on the Fund's net assets attributable to unitholders.

	30 Jun 2021 \$'000	30 Jun 2020 \$'000
Impact on net assets attributable to unitholders	844,331	491,245

Notes to the Financial Statements

for the year ended 30 June 2021

A decrease of 5% in the market price of each of the Fund's investments would have had an equal but opposite effect on the Fund's net profit and net assets attributable to unitholders.

Currency Risk

Currency risk is the risk that the fair value of financial assets and liabilities will fluctuate due to changes in foreign exchange rates. Assets and liabilities that the Fund may typically own and that can be affected by foreign exchange rate fluctuations include equities listed on foreign exchanges, cash, forward foreign currency contracts, outstanding broker settlements, and outstanding receipts of income from foreign companies.

The currency risk of the Fund is managed on an unhedged basis and therefore the returns of the Fund are exposed to changes in exchange rates relative to the Australian Dollar.

The Fund's total net exposure to fluctuations in foreign currency exchange rates at balance date is:

	30 Jun 2021 \$'000	30 Jun 2020 \$'000
Assets and liabilities denominated in:		
United States Dollars	11,994,132	8,802,047
Swiss Francs	1,031,960	896,548
Euro	926,849	579,536
Hong Kong Dollars	801,301	776,272
British Pounds	548,121	540,099

For illustrative purposes the changes in net assets attributable to unitholders that would arise from a 5% increase or decrease in the Australian Dollar, at balance date, relative to each currency to which the Fund is exposed (based on assets and liabilities) are as follows:

	30 June 2021		30 June 2020	
	5% increase A\$'000	5% decrease A\$'000	5% increase A\$'000	5% decrease A\$'000
Assets and liabilities denominated in:				
United States Dollars	(571,149)	631,270	(419,145)	463,266
Swiss Francs	(49,141)	54,314	(42,693)	47,187
Euro	(44,136)	48,782	(27,597)	30,502
Hong Kong Dollars	(38,157)	42,174	(36,965)	40,856
British Pounds	(26,101)	28,848	(25,719)	28,426

Interest Rate Risk

Interest rate risk is the risk that the fair value of a financial instrument will fluctuate due to changes in market interest rates.

The primary exposure to interest rates arises on cash balances held by the Fund, which are all held in floating interest rate accounts. Based on the Australian and US Dollar cash balances held by the Fund, an increase of 10 basis points in floating interest rates, assuming all other variables remain constant, would have had the following impact on the Fund's net assets attributable to unitholders at balance date:

	30 Jun 2021 \$'000	30 Jun 2020 \$'000
Australian Dollar cash balances	23	19
US Dollar cash balances	938	1,758
Impact on operating profit and net assets attributable to unitholders - liability ¹	961	1,777

¹ Effective 8 December 2020, units in the Fund have been reclassified from equity to financial liability.

A decrease of 10 basis points in floating interest rates would have an equal but opposite effect on interest income earned. The level of cash held by the Fund may vary from time to time, depending on the level of recent capital flows into and out of the Fund, and on the Responsible Entity's judgement. The cash balances held by the Fund at balance date may therefore not be typical of the amounts of cash generally held by the Fund.

Notes to the Financial Statements

for the year ended 30 June 2021

The Fund does not hold other significant cash balances exposed to interest rates in other currencies. In addition the Fund did not have any borrowings, or other financial liabilities or assets with direct exposure to changes in interest rates.

Market Making Risk

The Responsible Entity, on behalf of the Fund, may provide liquidity to investors on the ASX by acting as a buyer and seller of MGOC units in the Fund. At the end of each business day, the Responsible Entity, on behalf of the Fund, may create or cancel units by applying for or redeeming its net position in units bought or sold on the ASX. The Responsible Entity has appointed an independent market participant to act as its agent to transact and facilitate settlement on its behalf.

Market making risk comprises:

- the risk that the market making agent makes an error in executing the Fund's market making services. If the market making agent does not fulfil its settlement processing obligations in a correct and timely manner, the Fund could suffer a loss; and
- the risk of an error in the execution of market making activities, or in the price at which units are transacted on the ASX. As many overseas stock exchange markets in which the Fund invests are closed during the ASX trading day, it is not possible for the Responsible Entity to hedge the Fund's market making activities. This may result in either a cost or a benefit to the Fund.

In order to mitigate this risk, the Responsible Entity, on behalf of the Fund, has the discretion to increase the spread at which it makes a market and also has the right to cease making a market subject to its obligations under the AQUA Rules and ASX Operating Rules.

Liquidity Risk

Liquidity risk is the risk that the Fund will encounter difficulty in meeting obligations associated with financial liabilities on the due date or will be forced to sell financial assets at a value which is less than they are worth.

This risk is managed by the Fund maintaining sufficient cash reserves to meet its normal operating requirements and holding investments that are traded in active markets and can be readily disposed. The majority of the Fund's listed securities are considered readily realisable as they are listed on stock exchanges around the world. In addition, the Fund's Constitution and PDS allow the Responsible Entity to suspend capital withdrawals from the Fund for up to 28 days, at its discretion, if withdrawal requests would require the disposal of 5% or more of the Trust Property of the Fund, the payment of withdrawals would disadvantage remaining unitholders by imposing a disproportionate share of capital gains tax liabilities, or if the Responsible Entity reasonably considers it to be in the interests of remaining unitholders of the Fund.

At balance date, the Fund had an obligation to settle payables (including distribution payable) of \$370,470,000 (June 2020: \$490,504,000) within 30 days. The Fund had cash and receivables totalling \$991,822,000 (June 2020: \$1,798,786,000) to cover these liabilities.

Credit Risk

Credit risk refers to the risk that a counterparty will fail to meet its contractual obligations resulting in financial loss to the Fund. Market prices generally take counterparty credit into account and therefore the risk of loss is implicitly provided for in the carrying value of financial assets and liabilities held at fair value.

The Fund's maximum exposure to credit risk is the carrying amount of all cash and cash equivalents, financial assets and receivables recognised in the Statement of Financial Position as well as the value of any financial commitments which the Fund would assume in the event of counterparty default.

Assets Recognised at balance date

The Fund minimises concentrations of credit risk by undertaking transactions with numerous reputable brokers, and by ensuring cash balances are held with and managed by financial intermediaries with acceptable credit ratings as determined by a recognised rating agency. To further mitigate this risk, the credit rating and financial positions of the brokers used by the Fund are regularly monitored. Credit risk relating to outstanding settlements is considered low due to the short settlement periods involved.

Unrecognised Commitments

The Fund is exposed to credit risk in respect of the 7.5% discount MFG has committed to fund when MGF DRP Units are allotted or MGF Options are exercised (refer Notes 2 and 8.7 respectively). MAM, the Responsible Entity of the Fund, is a wholly-owned subsidiary of MFG, which disclosed net assets at 30 June 2021 of approximately \$953 million and access to liquid investments of approximately \$453 million. Further, in February 2021, MFG increased the capacity available to it under a three-year Australian debt facility to \$160 million to ensure it had sufficient access to finance to meet its obligations under the Partnership Offer.

Notes to the Financial Statements

for the year ended 30 June 2021

The Fund is also exposed to the credit risk of The Northern Trust Company ("NT") which is the appointed custodian of the Fund. In acting as custodian, NT is required to comply with the relevant provisions of the *Corporations Act 2001*, applicable ASIC regulatory guides and class orders relating to registered managed investment schemes property arrangements with custodians. The credit quality of NT's long-term deposit/debt is rated at balance date, by Standard and Poor's as AA- and by Moody's as Aa2 (June 2020: Standard and Poor's as AA- and by Moody's as Aa2).

12. Segment Information

An operating segment is a distinguishable component of the Fund that is engaged in business activity from which the Fund earns revenues and incurs expenses, whose operating results are regularly reviewed by the Fund's chief operating decision maker in order to make decisions about the allocation of resources to the segment and assess its performance, and for which discrete financial information is available. The chief operating decision maker has been determined as Dr Brett Cairns.

The Fund's investments are managed on a single portfolio basis and in one business segment being equity investment, as well as in one geographic segment being Australia. The Fund continues to have foreign exposures as it invests in companies which operate internationally.

13. Structured Entities

A structured entity is an entity that has been designed so that voting or similar rights are not the dominant factor in deciding who controls the entity, and the relevant activities are directed by means of contractual arrangements. On 8 December 2020 the Fund acquired MGG and MGE and they became structured entities of the Fund.

In accordance with AASB 10 *Consolidated Financial Statements* the Fund meets the criteria as an investment entity and therefore is required to recognise subsidiaries that also qualify as investment entities at fair value through profit or loss. The Fund does not consolidate the structured entities it controls.

The exposure to investments in unconsolidated structured entities at fair value is as follows:

	30 Jun 2021	30 Jun 2020 ¹
Financial assets at fair value (\$'000)	2,535,236	-
Interest held as a % of NAV	14.5	-
Gross distribution attributable (\$'000) ²	238,999	-
Number of units acquired during the period ('000)	1,693,437	-
Number of units disposed of during the period ('000)	794,659	-

¹ As MGOC and MGF were acquired on 8 December 2020 there are no comparatives.

² Distributions from MGE and MGG are attributed to the Fund rather than paid in cash.

The Fund has exposures to unconsolidated structured entities through its investment activities. The Fund's maximum exposure to loss is restricted to the carrying value of the asset. The Fund's overall risk management programme focuses on ensuring compliance with its PDS and seeks to maximise the returns derived for the level of risk to which the Fund is exposed. The risks associated with the investments are disclosed to in Note 11.

During the period, the Fund did not provide financial support to unconsolidated structured entities and has no intention of providing financial or other support.

At balance date, there were no capital commitments other than unsettled sales or unsettled purchases in the Statement of Financial Position.

Notes to the Financial Statements

for the year ended 30 June 2021

14. Auditor's Remuneration

The following amounts were paid or payable by the Responsible Entity on behalf of the Fund for services provided by the auditor of the Fund, Ernst & Young Australia:

	30 Jun 2021 \$'000	30 Jun 2020 \$'000
Fees for audit and review of statutory financial reports	27,600	15,900
Fees for audit related assurance services ¹	1,267	1,267
Fees for other services:		
Taxation compliance services ²	14,200	7,700
Total Auditor Remuneration	43,067	24,867
% of non-audit fees paid to auditor	35.9%	36.1%

¹ Comprises review of ICR calculations.

² Comprises review of income tax returns and distribution calculations.

Auditor Tenure

Since 2008, Ernst & Young have been appointed as external auditor of the Funds, where MAM is a Responsible Entity or Trustee. The external audit was last put out to tender in 2018, which aligned to the auditor's 10 year anniversary, and Ernst & Young was reappointed auditor as it scored highest across all requirements and the Board of the Responsible Entity was satisfied that appropriate safeguards were in place to ensure the required independence of Ernst & Young. The next audit tender will take place within 10 years of their appointment. Ms Clare Sporle has served as lead audit partner since August 2019. In accordance with the *Corporations Act 2001* the next rotation of the lead audit partner is planned to occur after the completion of the 30 June 2024 financial year audit.

15. Contingent Assets, Contingent Liabilities and Commitments

Other than the contingent assets in Notes 2 and 8.7 the Fund has no contingent liabilities or commitments at balance date (June 2020: nil).

16. Subsequent Events

Other than the items disclosed throughout this financial report, there have been no matters or circumstances arising after the end of the period that have significantly affected, or may significantly affect, the Fund's operations, the results of its operations, or the Fund's state of affairs in future financial periods. Asset prices move daily and daily unit prices are available on the MFG and ASX websites.

Directors' Declaration

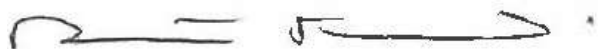
for the year ended 30 June 2021

In the Directors' opinion,

- a. the financial statements and notes set out on pages 12 to 35 are in accordance with the *Corporations Act 2001*, including:
 - i. giving a true and fair view of the financial position of the Fund as at 30 June 2021 and of its performance as represented by the results of its operations and cash flows for the period ended on that date; and
 - ii. complying with Australian Accounting Standards, International Financial Reporting Standards (IFRS) as disclosed in Note 1, the *Corporations Regulations 2001* and other mandatory professional reporting requirements; and
- b. there are reasonable grounds to believe that the Fund will be able to pay its debts as and when they become due and payable.

This declaration has been made after receiving the declarations required to be made to the Directors in accordance with section 295A of the *Corporations Act 2001* for the year ended 30 June 2021.

This declaration is made in accordance with a resolution of the Directors of the Responsible Entity.



Robert Fraser

Chairman

Sydney, 31 August 2021

Independent Auditor's Report to the members of Magellan Global Fund

Report on the audit of the financial report

Opinion

We have audited the financial report of Magellan Global Fund (the Scheme), which comprises the statement of financial position as at 30 June 2021, the statement of profit or loss and comprehensive income, the statement of changes in equity and the statement of cash flows for the period then ended, notes to the financial statements, including a summary of significant accounting policies, and the directors' declaration.

In our opinion, the accompanying financial report of Magellan Global Fund is in accordance with the *Corporations Act 2001*, including:

1. giving a true and fair view of the Fund's financial position as at 30 June 2021 and of its financial performance for the period ended on that date; and
2. complying with Australian Accounting Standards and the *Corporations Regulations 2001*.

Basis for opinion

We conducted our audit in accordance with Australian Auditing Standards. Our responsibilities under those standards are further described in the *Auditor's responsibilities for the audit of the financial report* section of our report. We are independent of the Scheme in accordance with the auditor independence requirements of the *Corporations Act 2001* and the ethical requirements of the Accounting Professional and Ethical Standards Board's APES 110 *Code of Ethics for Professional Accountants (including Independence Standards) (the Code)* that are relevant to our audit of the financial report in Australia. We have also fulfilled our other ethical responsibilities in accordance with the Code.

We believe that the audit evidence we have obtained is sufficient and appropriate to provide a basis for our opinion

Key audit matters

Key audit matters are those matters that, in our professional judgement, were of most significance in our audit of the financial report of the current year. These matters were addressed in the context of our audit of the financial report as a whole, and in forming our opinion thereon, but we do not provide a separate opinion on these matters. For each matter below, our description of how our audit addressed the matter is provided in that context.

We have fulfilled the responsibilities described in the *Auditor's responsibilities for the audit of the financial report* section of our report, including in relation to these matters. Accordingly, our audit included the performance of procedures designed to respond to our assessment of the risks of material misstatement of the financial report. The results of our audit procedures, including the procedures performed to address the matters below, provide the basis for our audit opinion on the accompanying financial report.

1. Investment existence and valuation

Why significant

The Scheme has a significant Investment portfolio consisting of listed equities and investment in unlisted Magellan Funds. As at 30 June 2021, the value of these listed equities were 80.3% and 14.1% the total assets of the Scheme respectively.

As detailed in Scheme's accounting policy, described in Note 6 of the financial report, these financial assets are recognised at fair value through profit or loss in accordance with Australian Accounting Standards.

Pricing, exchange rates and other market drivers can have a significant impact on the value of these financial assets and the financial report. Accordingly, existence and valuation of the investment portfolio was considered a key audit matter.

2. Management and performance fees

Why significant

Management fees paid to the investment manager, Magellan Asset Management Limited, are the most significant expense for the Scheme.

The Scheme's accounting policy for management and performance fees is described in Note 10 to the financial report. All expenses are recognised on an accruals basis, with performance fees recognised in the financial report if the performance hurdles for the Scheme have been met at the end of the relevant measurement period.

As at 30 June 2021, management and performance fees totalled \$196.3m which equates to 89% of total expenses. Of this amount, performance fees totalled \$103k which equates to less than 1% of total expenses.

Due to the complexity of the performance fee arrangements and the quantum of the amounts involved, this was considered to be a key audit matter.

How our audit addressed the key audit matter

We assessed the effectiveness of the controls relating to the recognition and valuation of investments.

We obtained and considered the assurance report on the controls of the Scheme's administrator in relation to Fund Administration Services for the year ended 30 June 2021 and considered the auditor's qualifications and objectivity and the results of their procedures.

We agreed all investment holdings, including cash accounts, to third party confirmations at 30 June 2021.

We assessed the fair value of all listed investments in the portfolio held at 30 June 2021 by comparing to independently sourced market prices. For the unlisted funds, we compared the prices of underlying listed investments, the significant valuation input, to independently sourced market prices.

We assessed the adequacy of the disclosures in Note 6 and Note 11 of the financial report in accordance with the requirements of Australian Accounting Standards.

How our audit addressed the key audit matter

We assessed the effectiveness of the controls in relation to the calculation of management and performance fees.

We obtained and considered the assurance report on the controls of the Scheme's administrator in relation to Fund Administration Services for the period ended 30 June 2021 and considered the auditor's qualifications and objectivity and results of their procedures.

We recalculated management fees in accordance with contractual arrangements.

We assessed the performance fee calculations, including testing the inputs into the calculation model and assessed whether the calculation was in line with the relevant agreement.

We assessed the adequacy of the disclosures in Note 10 of the financial report.

Information other than the financial report and auditor's report thereon

The directors are responsible for the other information. The other information comprises the information included in Scheme's 2021 Annual Report, but does not include the financial report and our auditor's report thereon.

Our opinion on the financial report does not cover the other information and accordingly we do not express any form of assurance conclusion thereon.

In connection with our audit of the financial report, our responsibility is to read the other information and, in doing so, consider whether the other information is materially inconsistent with the financial report or our knowledge obtained in the audit or otherwise appears to be materially misstated.

If, based on the work we have performed, we conclude that there is a material misstatement of this other information, we are required to report that fact. We have nothing to report in this regard.

Responsibilities of the directors for the financial report

The directors of the Responsible Entity are responsible for the preparation of the financial report that gives a true and fair view in accordance with Australian Accounting Standards and the *Corporations Act 2001* and for such internal control as the directors determine is necessary to enable the preparation of the financial report that gives a true and fair view and is free from material misstatement, whether due to fraud or error.

In preparing the financial report, the directors are responsible for assessing the Scheme's ability to continue as a going concern, disclosing, as applicable, matters relating to going concern and using the going concern basis of accounting unless the directors either intend to liquidate the Scheme or cease operations, or have no realistic alternative but to do so.

Auditor's responsibilities for the audit of the financial report

Our objectives are to obtain reasonable assurance about whether the financial report as a whole is free from material misstatement, whether due to fraud or error, and to issue an auditor's report that includes our opinion. Reasonable assurance is a high level of assurance, but is not a guarantee that an audit conducted in accordance with the Australian Auditing Standards will always detect a material misstatement when it exists. Misstatements can arise from fraud or error and are considered material if, individually or in the aggregate, they could reasonably be expected to influence the economic decisions of users taken on the basis of this financial report.


As part of an audit in accordance with the Australian Auditing Standards, we exercise professional judgement and maintain professional scepticism throughout the audit. We also:

- Identify and assess the risks of material misstatement of the financial report, whether due to fraud or error, design and perform audit procedures responsive to those risks, and obtain audit evidence that is sufficient and appropriate to provide a basis for our opinion. The risk of not detecting a material misstatement resulting from fraud is higher than for one resulting from error, as fraud may involve collusion, forgery, intentional omissions, misrepresentations, or the override of internal control.
- Obtain an understanding of internal control relevant to the audit in order to design audit procedures that are appropriate in the circumstances, but not for the purpose of expressing an opinion on the effectiveness of the Scheme's internal control.
- Evaluate the appropriateness of accounting policies used and the reasonableness of accounting estimates and related disclosures made by the directors.
- Conclude on the appropriateness of the directors' use of the going concern basis of accounting and, based on the audit evidence obtained, whether a material uncertainty exists related to events or conditions that may cast significant doubt on the Scheme's ability to continue as a going concern. If we conclude that a material uncertainty exists, we are required to draw attention in our auditor's report to the related disclosures in the financial report or, if such disclosures are inadequate, to modify our opinion. Our conclusions are based on the audit evidence obtained up to the date of our auditor's report. However, future events or conditions may cause the Scheme to cease to continue as a going concern.
- Evaluate the overall presentation, structure and content of the financial report, including the disclosures, and whether the financial report represents the underlying transactions and events in a manner that achieves fair presentation.

We communicate with the directors regarding, among other matters, the planned scope and timing of the audit and significant audit findings, including any significant deficiencies in internal control that we identify during our audit.

We also provide the directors with a statement that we have complied with relevant ethical requirements regarding independence, and to communicate with them all relationships and other matters that may reasonably be thought to bear on our independence, and where applicable, actions taken to eliminate threats or safeguards applied.

From the matters communicated to the directors, we determine those matters that were of most significance in the audit of the financial report of the current period and are therefore the key audit matters. We describe these matters in our auditor's report unless law or regulation precludes public disclosure about the matter or when, in extremely rare circumstances, we determine that a matter should not be communicated in our report because the adverse consequences of doing so would reasonably be expected to outweigh the public interest benefits of such communication.



Ernst & Young



Clare Sporle

Partner

Sydney, 31 August 2021

Unitholder Information

for the year ended 30 June 2021

Distribution of MGOC Unitholders

The distribution of MGOC unitholders of the Fund as at 20 August 2021 is as follows:

	Number of Holders	Number	Percentage on Issue %
1-1,000	1,732	887,672	0.02
1,001-5,000	5,548	16,917,678	0.32
5,001-10,000	6,583	49,378,231	0.94
10,001-100,000	21,920	644,341,480	12.21
100,001 and over	1,463	4,565,385,081	86.51
Total	37,246	5,276,910,142	100.00
Number of holders with less than a marketable parcel of units	93	4,888	

Twenty Largest MGOC Unitholders

The names of the 20 largest MGOC Unitholders of the Fund as at 20 August 2021 are as follows:

	Number	Percentage on Issue %
RBC Investor Services Australia Nominees	620,486,053	11.76
BT Portfolio Services (Panorama)	595,403,261	11.28
Bond Street Custodians	551,317,484	10.45
The Trust Company (PTAL) (Cal)	494,689,761	9.37
The Trust Company (PTAL) (Cal Ms - Cash)	472,583,971	8.96
Asgard Capital Management (Asgard & IBS)	208,179,898	3.95
Australian Executor Trustees ACF (IOOF)	148,745,443	2.82
Netwealth Investments (Wrap Services)	131,933,285	2.50
Onepath Funds Management (Oneanswer - Perpetual International)	105,503,353	2.00
Invia Custodian (Portfolio Advantage)	101,602,102	1.93
Netwealth Investment (Super Services)	100,942,857	1.91
Magellan Financial Group	76,983,479	1.46
Australian Executor Trustees (IIML)	50,640,897	0.96
HSBC Custody Nominees (Australia)	44,979,824	0.85
JP Morgan Nominees Australia (JP Morgan Chase Bank (Sydney))	36,585,925	0.69
FNZ Custodians	33,411,684	0.63
Future Generation Global Investment Company	30,568,262	0.58
Generate Kiwisaver Public Trust Nominee (Focus Growth)	28,996,563	0.55
Invia Custodian Pty (Portfolio Advantage DRP)	28,506,687	0.54
Investment Custodial Services (C)	25,356,325	0.48
Total Units held by the 20 Largest Unitholders	3,887,417,115	73.67
Total Units on Issue	5,276,910,142	

Unitholder Information

for the year ended 30 June 2021

Distribution of MGF Unitholders

The distribution of MGF unitholders of the Fund as at 20 August 2021 is as follows:

	Number of Holders	Number	Percentage on Issue %
1-1,000	3,080	1,595,222	0.10
1,001-5,000	10,543	30,381,504	1.84
5,001-10,000	8,711	63,940,043	3.88
10,001-100,000	28,368	862,678,104	52.38
100,001 and over	1,583	688,284,731	41.80
Total	52,285	1,646,879,604	100.00
Number of holders with less than a marketable parcel of units	502	48,836	

Twenty Largest MGF Unitholders

The names of the 20 largest MGF Unitholders of the Fund as at 20 August 2021 are as follows:

	Number	Percentage on Issue %
HSBC Custody Nominees (Australia)	83,892,709	5.09
Nulis Nominees (Australia) (Navigator Mast Plan)	57,484,108	3.49
Navigator Australia Ltd (MLC Investment)	41,267,705	2.51
Netwealth Investments (Wrap)	31,973,868	1.94
Citicorp Nominees	29,522,627	1.79
BNP Paribas Nominees Hub24 Custodial Services (DRP)	27,438,495	1.67
Magellan Financial Group	23,399,991	1.42
Midas Touch Investments	20,081,954	1.22
Netwealth Investments (Super Services)	13,305,886	0.81
Australian Executor Trustees (IPS Super)	8,884,129	0.54
BNP Paribas Nominees (Pitcher Partners DRP)	8,492,081	0.52
Hobson Wealth Custodians (Resident Cash)	7,906,690	0.48
Generate Kiwisaver Public Trust Nominee (Focus Growth Fund)	7,246,878	0.44
JP Morgan Nominees Australia	6,594,157	0.40
Australian Executor Trustees (No.1)	4,622,128	0.28
Mutual Trust	4,459,634	0.27
Generate Kiwisaver Public Trust Nominee (Growth Fund)	3,322,784	0.20
Nota Bene Investments	2,833,333	0.17
Citicorp Nominees (DPSL)	2,664,887	0.16
Australian Executor Trustees (IPS IOOF Employer Super)	2,646,581	0.16
Total Units held by the 20 Largest Unitholders	388,040,625	23.56
Total Units on Issue	1,646,879,604	

Unitholder Information

for the year ended 30 June 2021

Distribution of Option Holders

The distribution of MGFO holders of the Fund as at 20 August 2021 is as follows:

	Number of Holders	Number	Percentage on Issue %
1-1,000	4,236	2,124,182	0.20
1,001-5,000	13,121	38,378,803	3.60
5,001-10,000	10,610	77,523,715	7.27
10,001-100,000	21,995	531,311,641	49.84
100,001 and over	655	416,627,957	39.09
Total	50,617	1,065,966,298	100.00

Twenty Largest Option Holders

The names of the 20 largest MGFO holders of the Fund as at 20 August 2021 are as follows:

	Number	Percentage on Issue %
HSBC Custody Nominees (Australia)	69,280,132	6.50
Nulis Nominees (Australia) (Navigator Mast Plan)	32,015,397	3.00
Netwealth Investments (Wrap)	25,842,218	2.42
Navigator Australia (MLC Investment)	24,672,206	2.31
BNP Paribas Nominees Hub24 Custodial Serv (DRP)	18,588,427	1.74
Citicorp Nominees	16,942,987	1.59
Midas Touch Investments	12,058,807	1.13
Takita Exploration	8,695,689	0.82
Netwealth Investments (Super)	8,531,863	0.80
Magellan Financial Group	8,379,927	0.79
BNP Paribas Nominees (Pitcher Partners DRP)	7,953,619	0.75
Generate Kiwisaver Public Trust Nominee (Focus Growth Fund)	7,101,320	0.67
Australian Executor Trustees (IPS Super)	6,211,610	0.58
Hobson Wealth Custodians (Resident Cash)	4,166,632	0.39
JP Morgan Nominees Australia	4,109,737	0.39
Generate Kiwisaver Public Trust Nominee (Growth Fund)	3,256,044	0.31
Australian Executor Trustees (No.1)	2,715,306	0.25
Mutual Trust	2,625,316	0.25
Smart Alpha Investments	2,500,000	0.23
Citicorp Nominees (DPSL)	2,237,988	0.21
Total Units held by the 20 Largest Unitholders	267,885,225	25.13
Total Units on Issue	1,065,966,298	

Corporate Information

Directors

Robert Fraser - Chairman
Brett Cairns - Chief Executive Officer
John Eales AM
Colette Garnsey OAM
Paul Lewis MBE
Hamish McLennan
Kirsten Morton - Chief Financial Officer
Karen Phin

Company Secretaries

Marcia Venegas
Mariana Kolaroski

Registered Office

Level 36, 25 Martin Place, Sydney NSW 2000
Telephone: 1800 6243 5526 (Australia), +61 2 9235 4888 (International)
Fax: +61 2 9235 4800
Email: info@magellangroup.com.au

Website

<http://www.magellangroup.com.au>

Auditor

Ernst & Young, 200 George Street
Sydney NSW 2000

Unit Registrar

Mainstream Fund Services Pty Ltd
Level1, 51 - 57 Pitt Street, Sydney NSW 2000
Telephone: 1300 127 780 (Australia), +61 2 8259 8566 (International), 0800 787 621 (New Zealand)
Fax: +61 2 9247 2822
Email: magellanfunds@mainstreamgroup.com

Securities Exchange Listing

Australian Securities Exchange code:
Open Class MGOC
Closed Class MGF
MGF options MGFO

Corporate Governance Statement

The Corporate Governance Statement for the Fund can be found on the Magellan website at <http://www.magellangroup.com.au> under Reports and ASX releases for the Fund.