

Magellan Global Equities Fund (Managed Fund)

ARSN: 603 395 302

ASX code: MGE

Fund Facts

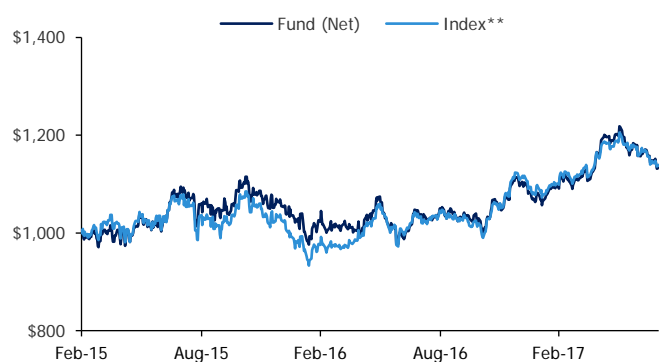
Portfolio Manager	Hamish Douglass		
Structure	ASX-quoted Global Equities Fund		
Inception Date	2 March 2015		
Management & Administration Fee ¹	1.35% per annum		
Fund Size	AUD \$858.1 million		
Distribution Frequency	Annually at 30 June		
Performance Fee ¹	10.0% of the excess return of the units of the Fund above the higher of the Index Relative Hurdle (MSCI World Net Total Return Index (AUD)) and the Absolute Return Hurdle (the yield of 10-year Australian Government Bonds). Additionally, the Performance Fees are subject to a high water mark.		
iNAV tickers	Bloomberg Thomson Reuters IRESS	MGE AU Equity MGE.AX MGE.AXW	MGEIV Index MGEin.IDCC MGENAV.ETF

¹All fees are inclusive of the net effect of GST

Fund Features

- ASX quoted version of Magellan Global Fund.
- Fund is actively managed
- Minimum administration for investors; no paperwork needed to trade
- Units can be bought or sold on the ASX like any other listed security
- Efficient and live pricing
- Provision of liquidity by the Fund
- Settlement via CHES
- Magellan has significant investment alongside unit holders.

Performance Chart growth of AUD \$1,000*



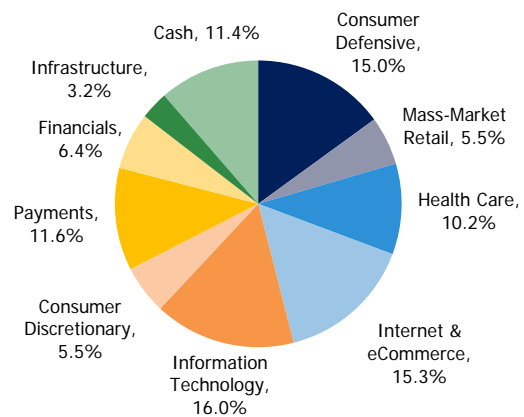
Fund Performance*

	Fund (%)	Index (%)**	Excess (%)
1 Month	-2.1	-1.6	-0.5
3 Months	-2.5	-1.7	-0.8
6 Months	6.2	5.2	1.0
1 Year	9.9	10.5	-0.6
2 Years (% p.a.)	2.3	3.1	-0.8
Since Inception (% p.a.)	5.3	5.5	-0.2

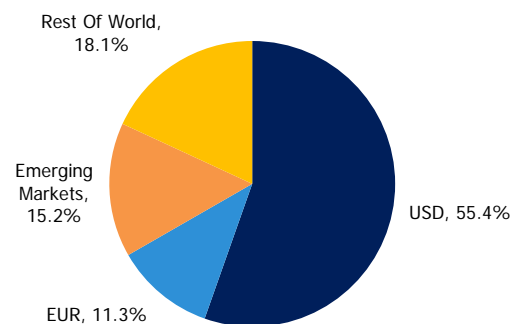
Top 10 Holdings

In alphabetical order	Sector [#]
Alphabet Inc	Internet & eCommerce
Apple Inc	Information Technology
eBay Inc	Internet & eCommerce
Facebook Inc-A	Internet & eCommerce
Lowe's Co Inc	Consumer Discretionary
Microsoft Corp	Information Technology
Nestle SA	Consumer Defensive
Oracle Corp	Information Technology
Visa Inc	Payments
Wells Fargo & Co	Financials

Sector Exposure by source of Revenue[#]



Geographical Exposure by source of Revenue[#]



* Calculations are based on the monthly ASX released net asset value with distributions reinvested, after ongoing fees and expenses but excluding individual tax, member fees and entry fees (if applicable). Fund Inception 2 March 2015.

** MSCI World Net Total Return Index (AUD).

[#] Sectors are internally defined. Geographical exposure is calculated on a look through basis based on underlying revenue exposure of individual companies held within the portfolio.