

# Magellan Global Equities Fund

ARSN 603 395 302

ASX code: MGE

## Fund Facts

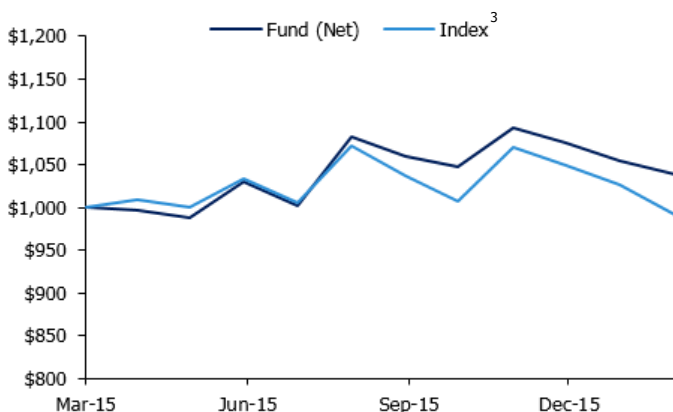
Portfolio Manager	Hamish Douglass		
Structure	ASX-quoted Global Equities Fund		
Inception Date	2 March 2015		
Management & Administration Fee <sup>1</sup>	1.35%		
Fund Size	AUD \$439.0 million		
Performance Fee <sup>1</sup>	10.0% of the excess return of the Fund above the higher of the Index Relative Hurdle (MSCI World Net Total Return Index (AUD)) and the Absolute Return Hurdle (the yield of 10-year Australian Government Bonds). Additionally, the Performance Fees are subject to a high water mark.		
iNAV tickers	Bloomberg	MGE AU EQUITY	MGEIV INDEX
	Thomson Reuters	MGE.AX	MGEIn.IDOC
	IRESS	MGE.AXW	MGENAV.EFT

<sup>1</sup>All fees are inclusive of the net effect of GST

## Fund Features

- ASX quoted version of Magellan Global Fund
- Fund is actively managed
- Minimum administration for investors; no paperwork needed to trade
- Units can be bought and sold on the ASX in the same way as any other listed security
- Efficient and live pricing
- Provision of liquidity by the Fund
- Settlement via CHESS
- Magellan has significant investment alongside unit holders.

## Performance Chart growth of AUD \$1,000<sup>2</sup>



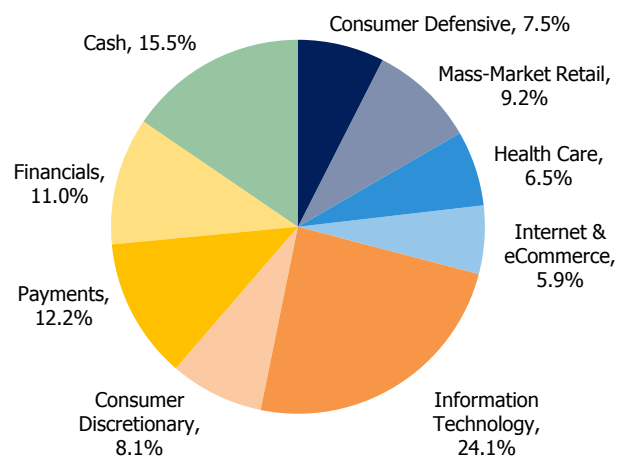
## Fund Performance<sup>2</sup>

	Fund (%)	Index (%) <sup>3</sup>	Excess (%)
1 Month	-1.5	-3.3	1.8
3 Months	-5.0	-7.3	2.3
6 Months	-4.1	-7.4	3.3
Since Inception	3.9	-0.8	4.7

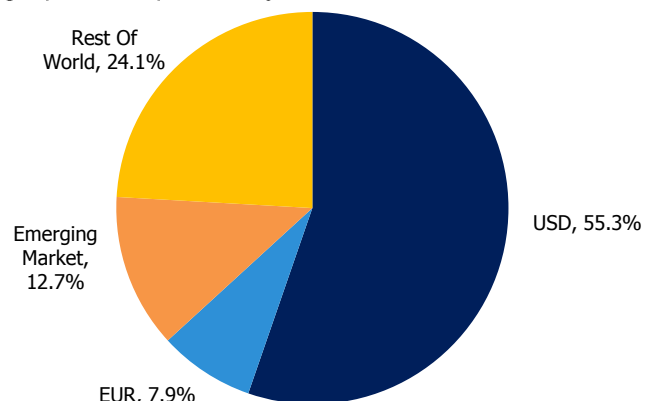
## Top 10 Holdings

In alphabetical order	GICS Sectors
Apple Inc	Information Technology
CVS Health Corp	Consumer Staples
Intel Corp	Information Technology
Lowe's Co Inc	Consumer Discretionary
Microsoft Corp	Information Technology
Oracle Corp	Information Technology
PayPal Holdings Inc	Information Technology
Visa Inc	Information Technology
Wells Fargo & Co	Financials
Yum! Brands Inc	Consumer Discretionary

## Industry Exposure by Source of Revenues<sup>4</sup>



## Geographical Exposure by Source of Revenues<sup>4</sup>



<sup>2</sup>Calculations are based on NAVs, published in the MGE ASX announcements, with distributions reinvested, after ongoing fees and expenses but excluding individual tax, member fees and entry fees (if applicable). Fund Inception 2 March 2015.

<sup>3</sup>MSCI World Net Total Return Index (AUD).

<sup>4</sup>Calculated on a look through basis based on underlying revenue exposure of individual companies held within the portfolio – Magellan defined sectors.