

Magellan Global Equities Fund

ARSN 603 395 302

ASX code: MGE

Fund Facts

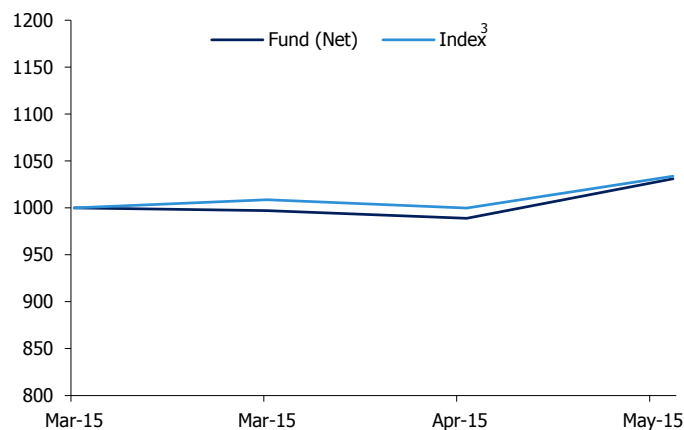
Portfolio Manager	Hamish Douglass		
Structure	ASX-quoted Global Equities Fund		
Inception Date	2 March 2015		
Management & Administration Fee ¹	1.35%		
Fund Size	AUD \$190.7 million		
Performance Fee ¹	10.0% of the excess return of the units of the Fund above the higher of the Index Relative Hurdle (MSCI World Net Total Return Index (AUD)) and the Absolute Return Hurdle (the yield of 10-year Australian Government Bonds). Additionally, the Performance Fees are subject to a high water mark.		
iNAV tickers	Bloomberg	MGE AU Equity	MGEIV Index
	Thomson Reuters	MGE AX	MGEEn.IDOC
	IRESS	MGE AXW	MGENAV.EFT

¹All fees are exclusive of the net effect of GST

Fund Features

- ASX quoted version of Magellan Global Fund, which has returned over 19% p.a. net of fees over the past five years, as at 31 May 2015.
- Fund is actively managed.
- Minimum administration for investors; no paperwork needed to trade.
- Units can be bought and sold on the ASX AQUA platform in the same way as any other listed security.
- Efficient and live pricing.
- Provision of liquidity by the Fund.
- Settlement via CHESS.
- Magellan has significant investment alongside unit holders.

Performance Chart growth of AUD \$1,000²



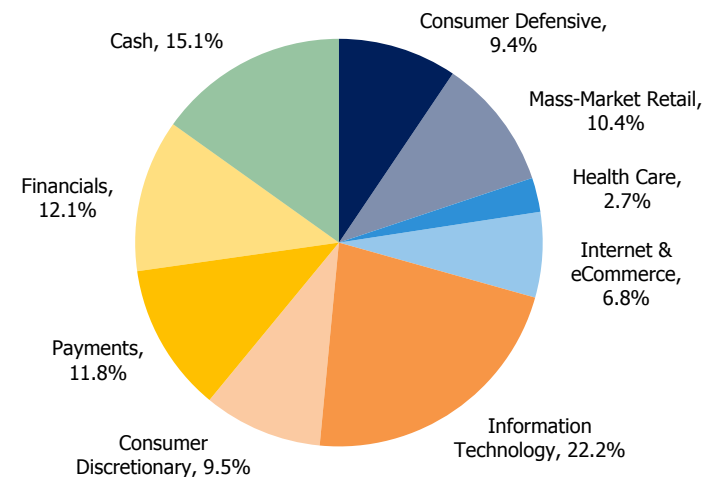
Fund Performance²

	Fund (%)	Index (%) ³	Excess (%)
1 Month	4.3	3.4	0.9
Since Inception (% p.a.)	3.1	3.4	-0.3

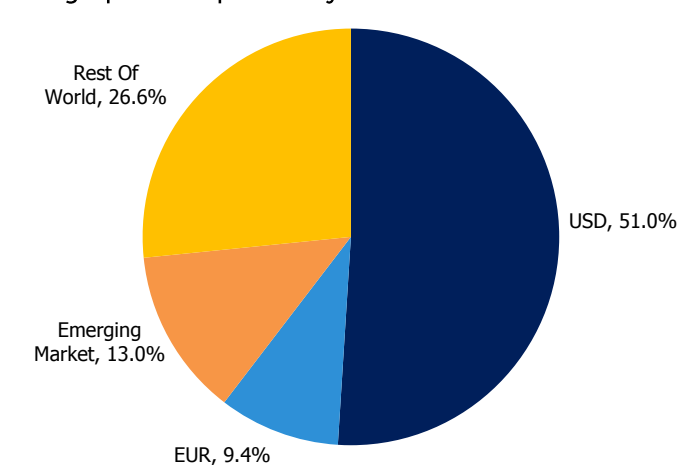
Top 10 Holdings

In alphabetical order	GICS Sectors
eBay Inc	Information Technology
Home Depot Inc	Consumer Discretionary
IBM Corp	Information Technology
Intel Corp	Information Technology
Lloyds Banking Group	Financials
Lowe's Co Inc	Consumer Discretionary
Microsoft Corp	Information Technology
Tesco PLC	Consumer Staples
Visa Inc	Information Technology
Yum! Brands Inc	Consumer Discretionary

Industry Exposure by Source of Revenues⁵



Geographical Exposure by Source of Revenues⁵



²Calculations are based on exit price with distributions reinvested, after ongoing fees and expenses but excluding individual tax, member fees and entry fees (if applicable). Fund Inception 2 March 2015. Returns denoted in AUD.

³MSCI World Net Total Return Index (AUD).

⁵Calculated on a look through basis based on underlying revenue exposure of individual companies held within the portfolio – Magellan defined sectors.