

MFG Core Infrastructure Fund

(Managed Fund) (Ticker: MCSI)

A low-cost diversified portfolio of 70-100 of the world's best infrastructure companies

Fund Update: 28 February 2022

Fund Features

- An actively constructed portfolio of 70 - 100 securities that meet our proprietary definition of infrastructure, rebalanced in a systematic manner
- Highly defensive, inflation-linked exposure
- Investors can buy or sell units on Cboe like any other listed security or apply and redeem directly with the Responsible Entity

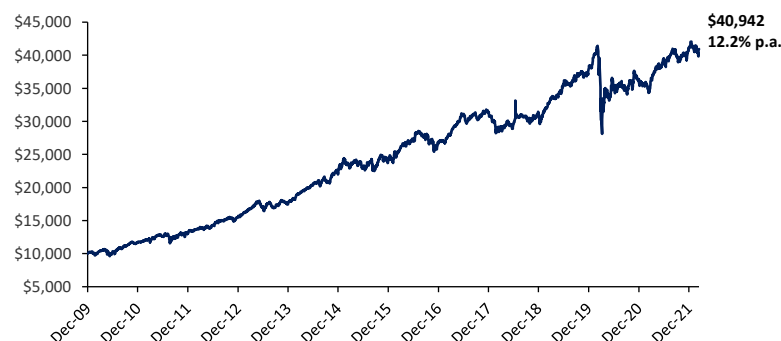
Fund Facts

Portfolio Manager	David Costello	
Structure	Global Listed Infrastructure Fund, A\$ Hedged	
Objective	Achieve attractive risk-adjusted returns over the medium to long term through investment in a diversified exposure to infrastructure securities that meet the Investment Manager's definition of infrastructure.	
Inception Date [^]	17 December 2009	
Management Fee ¹	0.50% per annum	
Buy/Sell Spread ^{1,2}	0.15%/0.15%	
Minimum Investment ²	AUD\$10,000	
Fund Size/NAV Price	AUD \$380.1 million / \$1.6343 per unit	
Distribution Frequency	Semi-annually	
Cboe Ticker	MCSI	
Tickers	Solactive iNAV	ICE iNAV
Bloomberg (MCSI AU Equity)	MCSIAIV	MCSIAUIV Index
Refinitiv (MCSI.CHA)	MCSIAUDINAV=SOLA	MCSIAUIV.P
IRESS (MCSI.CXA)	MCSIAUDINAV	MCSI-AUINAV.NGIF
Visit www.mfgcoreseries.com.au for more information, including: fund performance, unit prices and iNAV, investment insights, PDS & forms		

¹All fees are inclusive of the net effect of GST;

²Only applicable to investors who apply for units directly with the Responsible Entity.

Performance Chart growth of AUD \$10,000*



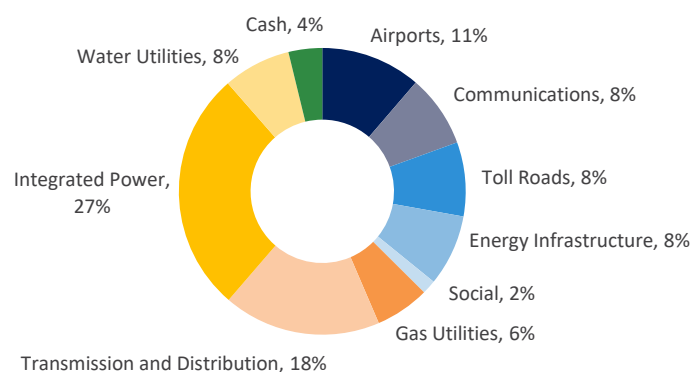
Performance*

	Fund (%)	Index (%)**	Excess (%)
1 Month	-0.6	1.9	-2.5
3 Months	4.3	7.5	-3.2
6 Months	1.3	5.6	-4.3
1 Year	19.3	17.3	2.0
3 Years (p.a.)	7.7	4.9	2.8
5 Years (p.a.)	7.9	5.7	2.2
7 Years (p.a.)	8.2	5.2	3.0
10 Years (p.a.)	11.5	8.7	2.8
Since Inception (p.a.)	12.2	8.2	4.0

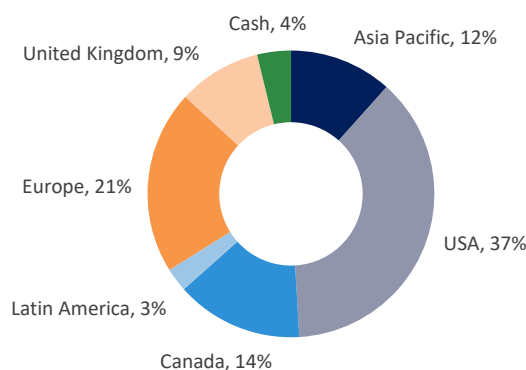
Top 10 Positions (alphabetical order)

Company	Sector [#]
Aena SME SA	Airports
Cellnex Telecom SA	Communications
Enbridge Inc	Energy Infrastructure
Fortis Inc	Transmission and Distribution
National Grid PLC	Transmission and Distribution
Sydney Airports	Airports
TC Energy Corporation	Energy Infrastructure
Terna SpA	Transmission and Distribution
Transurban Group	Toll Roads
Vinci SA	Toll Roads

Sector Exposure[#]



Geographical Exposure[#]



[^] The Fund was established on 17 December 2009 as an unregistered managed investment scheme. On 19 November 2020, the Fund's name was changed to MFG Core Infrastructure Fund and on 30 November 2020 the Fund was registered with ASIC as a registered managed investment scheme and became available to retail investors.

* Calculations are based on exit price with distributions reinvested, after ongoing fees and expenses but excluding individual tax, member fees and entry fees (if applicable). Fund Inception 17 December 2009. Returns denoted in AUD.

** S&P Global Infrastructure Net Total Return Index (A\$ Hedged) spliced with UBS Developed Infrastructure and Utilities Net Total Return Index (A\$ Hedged) prior to 1 January 2015. Note: as the UBS Developed Infrastructure and Utilities Net Total Return Index (A\$ Hedged) ceased to be published from 31 May 2015, it was replaced by Magellan on 1 January 2015 with the S&P Global Infrastructure Net Total Return Index (A\$ Hedged).

[#] Sectors are internally defined. Geographical exposure is by domicile of listing. Exposures may not sum to 100% due to rounding.

Fund Commentary

The portfolio recorded a negative return in February. The stocks that detracted the most were the investments in American Tower Corp, Crown Castle International and PPL of the US. American Tower and Crown Castle, tower companies that often trade as bond proxies, fell after the Federal Reserve warned of rate increases to counter US inflation at a 40-year high. PPL, an energy company, slid after fourth-quarter revenue and earnings-per-share growth missed estimates.

Stocks that contributed the most included the investments in National Grid of the UK, Terna of Italy and ADP of France. National Grid rose after media reports of investor interest in the sale of a majority stake in its gas transmission business, and as the company's shares are seen as a haven. Terna, which manages Italy's electricity grid, gained over a month when it announced it had approval to spend 170 million euros to build a new power line across Italy. ADP, which manages Paris's airports, rose after full-year revenue and profit topped expectations.