

MFG Core Infrastructure Fund

(Managed Fund) (Ticker: MCSI)

A low-cost diversified portfolio of 70-100 of the world's best infrastructure companies

Fund Update: 30 April 2022

ARSN: 646 028 131

APIR: MGE9182AU

Fund Features

- An actively constructed portfolio of 70 - 100 securities that meet our proprietary definition of infrastructure, rebalanced in a systematic manner
- Highly defensive, inflation-linked exposure
- Investors can buy or sell units on Cboe like any other listed security or apply and redeem directly with the Responsible Entity

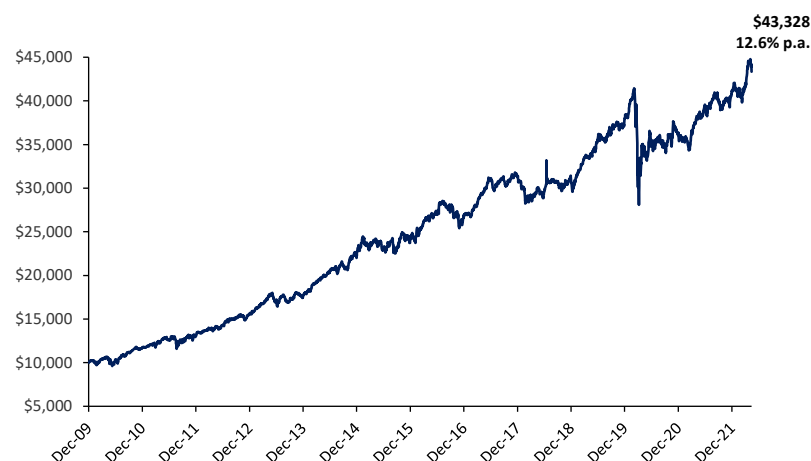
Fund Facts

Portfolio Manager	David Costello	
Structure	Global Listed Infrastructure Fund, A\$ Hedged	
Objective	Achieve attractive risk-adjusted returns over the medium to long term through investment in a diversified exposure to infrastructure securities that meet the Investment Manager's definition of infrastructure.	
Inception Date [^]	17 December 2009	
Management Fee ¹	0.50% per annum	
Buy/Sell Spread ^{1,2}	0.15%/0.15%	
Minimum Investment ²	AUD\$10,000	
Fund Size/NAV Price	AUD \$411.1 million / \$1.7295 per unit	
Distribution Frequency	Semi-annually	
Cboe Ticker	MCSI	
Tickers	Solactive iNAV	ICE iNAV
Bloomberg (MCSI AU Equity)	MCSIAIV	MCSIAUIV Index
Refinitiv (MCSI.CHA)	MCSIAUDINAV=SOLA	MCSIAUIV.P
IRESS (MCSI.CXA)	MCSIAUDINAV	MCSI-AUINAV.NGIF
Visit www.mfgcoreseries.com.au for more information, including: fund performance, unit prices and iNAV, investment insights, PDS & forms		

¹All fees are inclusive of the net effect of GST;

²Only applicable to investors who apply for units directly with the Responsible Entity.

Performance Chart growth of AUD \$10,000*



[^] The Fund was established on 17 December 2009 as an unregistered managed investment scheme. On 19 November 2020, the Fund's name was changed to MFG Core Infrastructure Fund and on 30 November 2020 the Fund was registered with ASIC as a registered managed investment scheme and became available to retail investors.

* Calculations are based on exit price with distributions reinvested, after ongoing fees and expenses but excluding individual tax, member fees and entry fees (if applicable). Fund Inception 17 December 2009. Returns denoted in AUD.

** S&P Global Infrastructure Net Total Return Index (A\$ Hedged) spliced with UBS Developed Infrastructure and Utilities Net Total Return Index (A\$ Hedged) prior to 1 January 2015. Note: as the UBS Developed Infrastructure and Utilities Net Total Return Index (\$A hedged) ceased to be published from 31 May 2015, it was replaced by Magellan on 1 January 2015 with the S&P Global Infrastructure Net Total Return Index (A\$ Hedged).

Sectors are internally defined. Geographical exposure is by domicile of listing. Cash exposure includes profit/loss on currency hedging. Exposures may not sum to 100% due to rounding.

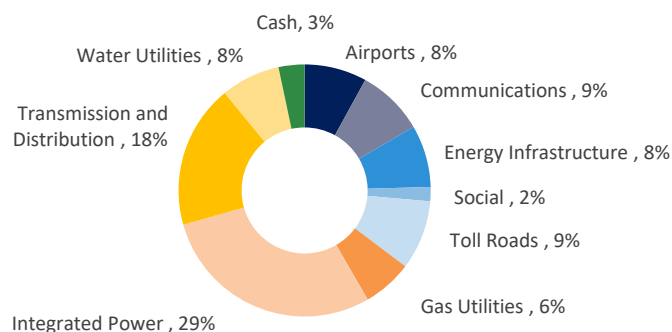
Performance*

	Fund (%)	Index (%)**	Excess (%)
1 Month	-0.6	-1.1	0.5
3 Months	5.2	6.3	-1.1
6 Months	9.0	8.0	1.0
1 Year	13.0	13.3	-0.3
3 Years (p.a.)	8.4	4.8	3.6
5 Years (p.a.)	8.0	5.5	2.5
7 Years (p.a.)	9.0	5.3	3.7
10 Years (p.a.)	11.8	9.0	2.8
Since Inception (p.a.)	12.6	8.4	4.2

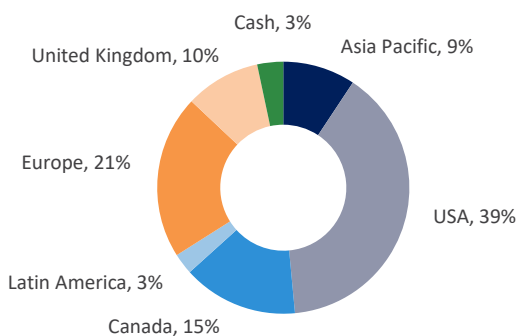
Top 10 Positions (alphabetical order)

Company	Sector [#]
Aena SME SA	Airports
Cellnex Telecom SA	Communications
Emera Inc	Integrated Power
Enbridge Inc	Energy Infrastructure
Fortis Inc	Transmission and Distribution
National Grid PLC	Transmission and Distribution
TC Energy Corporation	Energy Infrastructure
Terna SpA	Transmission and Distribution
Transurban Group	Toll Roads
Vinci SA	Toll Roads

Sector Exposure[#]



Geographical Exposure[#]



Note: Exposures exclude the timing impact of a significant client cashflow over month end.

Important Information: Units in the fund(s) referred to herein are issued by Magellan Asset Management Limited ABN 31 120 593 946, AFS Licence No. 304 301 ('Magellan'). This material is issued by Magellan and has been prepared for general information purposes only and must not be construed as investment advice or as an investment recommendation. This material does not take into account your investment objectives, financial situation or particular needs. This material does not constitute an offer or inducement to engage in an investment activity nor does it form part of any offer documentation, offer or invitation to purchase, sell or subscribe for interests in any type of investment product or service. You should obtain and consider the relevant Product Disclosure Statement ('PDS') and Target Market Determination ('TMD') and consider obtaining professional investment advice tailored to your specific circumstances before making any investment decision. A copy of the relevant PDS and TMD relating to a Magellan financial product or service may be obtained by calling +61 2 9235 4888 or by visiting www.mfgcoreseries.com.au.

Past performance is not necessarily indicative of future results and no person guarantees the future performance of any fund, the amount or timing of any return from it, that asset allocations will be met, that it will be able to implement its investment strategy or that its investment objectives will be achieved. Statements contained in this material that are not historical facts are based on current expectations, estimates, projections, opinions and beliefs of Magellan. Such statements involve known and unknown risks, uncertainties and other factors, and undue reliance should not be placed thereon. This material may contain "forward-looking statements". Actual events or results or the actual performance of a Magellan financial product or service may differ materially from those reflected or contemplated in such forward-looking statements. This material may include data, research and other information from third party sources. Magellan makes no guarantee that such information is accurate, complete or timely and does not provide any warranties regarding results obtained from its use. No representation or warranty is made with respect to the accuracy or completeness of any of the information contained in this material. Magellan will not be responsible or liable for any losses arising from your use or reliance upon any part of the information contained in this material.

Further information regarding any benchmark referred to herein can be found at www.mfgcoreseries.com.au. Any trademarks, logos, and service marks contained herein may be the registered and unregistered trademarks of their respective owners. This material and the information contained within it may not be reproduced, or disclosed, in whole or in part, without the prior written consent of Magellan.

MCSI44681