



MAGELLAN
ASSET MANAGEMENT LIMITED

Magellan High Conviction Fund

Annual Report

For the year ended 30 June 2021

ABN 20 120 243 491

Contents

Responsible Entity's Report	3
Auditor's Independence Declaration	7
Financial Statements	
Statement of Profit or Loss and Comprehensive Income	8
Statement of Financial Position	9
Statement of Changes in Equity	10
Statement of Cash Flows	11
Notes to the Financial Statements	12
1. Basis of Preparation	12
2. Distributions to Unitholders	14
3. Cash and Cash Equivalents	15
4. Statement of Cash Flows Reconciliation	15
5. Receivables	15
6. Investments and Derivatives	16
7. Payables	17
8. Net Assets Attributable to Unitholders - Liability	18
9. Related Parties	19
10. Capital and Financial Risk Management	20
11. Auditor's Remuneration	23
12. Contingent Assets, Contingent Liabilities and Commitments	23
13. Subsequent Events	23
Directors' Declaration	24
Independent Auditor's Report	25
Corporate Information	27

Responsible Entity's Report

for the year ended 30 June 2021

The Directors of Magellan Asset Management Limited (ABN 31 120 593 946) ("MAM"), the Responsible Entity of Magellan High Conviction Fund (the "Fund") present their annual report on the Fund for the period ended 30 June 2021.

1. Directors

The following persons were Directors of MAM during the period and up to the date of this report:

		Appointed
Robert Fraser	Chairman	23 April 2014
Brett Cairns	Chief Executive Officer	22 January 2007
John Eales	Non-executive Director	1 July 2017
Colette Garnsey	Non-executive Director	30 November 2020
Paul Lewis	Non-executive Director	20 December 2006
Hamish McLennan	Non-executive Director	1 March 2016
Kirsten Morton	Chief Financial Officer	5 October 2018
Karen Phin	Non-executive Director	23 April 2014

2. Principal Activity

The Fund is a registered managed investment scheme, domiciled in Australia, with the principal place of business at Level 36, 25 Martin Place, Sydney, New South Wales 2000. MAM is both the Responsible Entity and the Investment Manager of the Fund.

The primary objectives of the Fund are to achieve attractive risk-adjusted returns over the medium to long-term. The Fund offers investors an opportunity to invest in a high conviction global equity fund. The Fund invests in companies that have sustainable competitive advantages which translate into returns on capital in excess of their cost of capital for a sustained period of time and endeavours to acquire these companies at discounts to their assessed intrinsic value. The Fund's portfolio comprises 8 to 12 investments with the portfolio weighted towards MAM's highest conviction ideas. The Fund may manage its foreign currency exposure arising from investments in overseas markets (as detailed in the Product Disclosure Statement ("PDS"), issued 30 November 2020).

3. Significant Changes in State of Affairs

On 24 September 2020 MAM announced a distribution policy update, to target a cash distribution yield of 3% per annum, for each unit class, paid semi-annually for the periods ended June and December (refer Note 2 to the Financial Statements).

There were no other significant changes in the state of affairs of the Fund during the period.

Responsible Entity's Report

for the year ended 30 June 2021

4. Review of Financial Results and Operations

4.1. Financial Results for the Period

The performance of the Fund, as represented by the results of its operations for the periods ended 30 June, was as follows:

	30 Jun 2021 \$'000	30 Jun 2020 \$'000
Total net investment income (\$'000)	127,305	46,997
Total expenses (\$'000)	17,453	14,484
Operating Profit/(Loss) (\$'000)	109,852	32,513

Distributions

Distributions paid and payable for the periods ended 30 June was as follows:

	Class A Units		Class B Units	
	30 Jun 2021	30 Jun 2020	30 Jun 2021	30 Jun 2020
Distribution paid and payable (\$'000)	13,192	14,721	5,902	5,129
Distribution paid and payable (CPU) ¹	5.74	6.00	3.50	3.50

¹ Cents Per Unit.

Unit Price

	Class A Units		Class B Units	
	30 Jun 2021	30 Jun 2020	30 Jun 2021	30 Jun 2020
Unit price (net asset value) (ex-distribution) (\$)	2.1980	1.9250	1.3474	1.1759
Redemption unit price (ex-distribution) (\$)	2.1965	1.9237	1.3465	1.1751

Distribution Components

Distribution components, which can be found in the 'Our Funds' section of the Magellan Financial Group Limited ("MFG") website, www.magellangroup.com.au, are as follows:

	Class A Units		Class B Units	
	30 Dec 2020 Interim Distribution CPU	30 Jun 2021 Final Distribution CPU	30 Dec 2020 Interim Distribution CPU	30 Jun 2021 Final Distribution CPU
Other non-attributable amounts (tax deferred amounts)	2.8200	2.9200	1.7200	1.7800
Attribution Amount	2.8200	2.9200	1.7200	1.7800
Cash Distribution	2.8200	2.9200	1.7200	1.7800

Responsible Entity's Report

for the year ended 30 June 2021

4.2. Total Indirect Cost Ratio

The Total Indirect Cost Ratio ("ICR") is the ratio of the Fund's actual management costs over the average portfolio value expressed as a percentage. Management costs, accrued within the Fund's unit prices on a daily basis, include management and performance fees but do not include transactional and operational costs such as brokerage or foreign withholding tax.

	Class A Units		Class B Units	
	30 Jun 2021 %	30 Jun 2020 %	30 Jun 2021 %	30 Jun 2020 %
Management fee	1.50	1.50	0.78	0.78
Performance fee ¹	0.99	0.70	1.39	1.17
Total Indirect Cost Ratio	2.49	2.20	2.17	1.95

¹ Performance fees are calculated on six monthly measurement periods ending on 30 June and 31 December of each calendar year. The Performance fees component of the ICR is calculated on an accrual basis for each measurement period.

4.3. Performance Returns

The performance returns shown in the following table have been calculated using redemption unit prices for the Fund, which are after fees and expenses, assuming reinvestment of distributions. The returns are calculated daily, compounded to produce longer period returns.

	Class A Units		Class B Units	
	30 Jun 2021 %	30 Jun 2020 %	30 Jun 2021 %	30 Jun 2020 %
Growth return ¹	14.2	2.9	14.6	3.0
Distribution return ²	3.2	3.2	3.2	3.1
Total Return³	17.4	6.1	17.8	6.1

¹ The Growth return is calculated daily as a percentage by dividing the unit price (ex-distribution) by the previous day's unit price (ex-distribution) minus 1; the daily Growth returns are then compounded to produce longer period returns

² The Distribution return is calculated as a percentage by subtracting the Growth return from the Total Return

³ The Total Return is calculated daily as a percentage by dividing the unit price (cum-distribution) by the previous day's unit price (ex-distribution) minus 1; the daily Total Returns are then compounded to produce longer period returns.

5. Strategy and Future Outlook

Since its inception the Fund has exercised its ability to actively hedge the Fund's foreign currency exposure arising from portfolio investments in foreign markets back to Australian dollars. The objective of this currency hedging strategy was to reduce the impact of foreign currency exposure when the Australian dollar traded outside its historical range. On 25 November 2020 the portfolio managers made a notification of change to the currency hedging strategy. While retaining the flexibility to reduce the impact of foreign currency exposures associated with identified event risks, the Fund will otherwise adopt an unhedged approach to foreign currency exposures arising from portfolio investments in foreign markets.

Other than the above the Fund's investment objective is unchanged. The results of the Fund's operations will be affected by a number of factors, including the performance of investment markets in which the Fund invests. Therefore, investment performance is not guaranteed and future returns may differ from past returns. As investment conditions change over time, past returns should not be used to predict future returns.

The Fund provides daily unit prices, monthly fund updates and annual investor reports which can be found in the 'Our Funds' section of the MFG website, www.magellangroup.com.au. Fund updates and investor reports include detailed discussions in relation to some investee companies from time to time along with general outlook commentary.

6. Interests in the Fund

For each unit class of the Fund, the movement in units on issue and the net assets attributable to unitholders are disclosed at Note 8 to the Financial Statements.

Responsible Entity's Report

for the year ended 30 June 2021

7. Likely Developments and Expected Results of Operations

The Fund will continue to invest in companies and businesses in accordance with the investment strategy as set out in the PDS.

The method of operating the Fund is not expected to change in the foreseeable future. However the results of the Fund's operations may be affected by a number of factors, including the performance of investment markets in which the Fund invests. Investment performance is not guaranteed and past returns should not be used to predict future returns.

8. Subsequent Events

Other than the items disclosed throughout this Responsible Entity's Report, there have been no matters or circumstances arising after the end of the period that have significantly affected, or may significantly affect, the Fund's operations, the results of its operations, or the Fund's state of affairs in future periods.

9. Indemnification and Insurance of Directors and Officers

The Directors and Officers of the Responsible Entity in office are insured to the extent permitted by law for losses, liabilities, costs and charges in defending any legal proceedings arising out of their conduct while acting in their capacity of Directors and Officers of the Responsible Entity, other than for conduct involving a wilful breach of duty in relation to the Responsible Entity.

During the period, MAM paid an insurance premium to insure the Directors and Officers of the Responsible Entity. The terms of the contract prohibit the disclosure of the premiums paid.

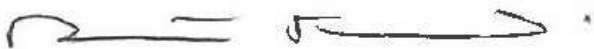
10. Rounding of Amounts

The Fund is of a kind referred to in the *ASIC Corporations (Rounding in Financial/Directors' Reports) Instrument 2016/191* and consequently amounts in the Responsible Entity's Report have been rounded to the nearest thousand dollars in accordance with that Legislative Instrument, or in certain cases, the nearest dollar.

11. Auditor's Independence Declaration

A copy of the Auditor's Independence Declaration as required under section 307C of the *Corporations Act 2001* is set out on page 7.

This report is made in accordance with a resolution of the Directors of the Responsible Entity.



Robert Fraser


Chairman

Sydney, 31 August 2021

Auditor's Independence Declaration to the Directors of Magellan Asset Management Limited as Responsible Entity for Magellan High Conviction Fund

As lead auditor for the audit of the Magellan High Conviction Fund for the financial period ended 30 June 2021, I declare to the best of my knowledge and belief, there have been:

1. no contraventions of the auditor independence requirements of the *Corporations Act 2001* in relation to the audit; and
2. no contraventions of any applicable code of professional conduct in relation to the audit.



Ernst & Young



Clare Sporle

Partner

Sydney, 31 August 2021

Statement of Profit or Loss and Comprehensive Income

for the year ended 30 June 2021

	Note	30 Jun 2021 \$'000	30 Jun 2020 \$'000
Investment Income			
Dividend and distribution income		3,560	3,990
Interest income		5	534
Net change in fair value of investments		133,621	51,133
Net gain/(loss) on foreign exchange settlements, derivative contracts and cash		(9,881)	(8,660)
Total Net Investment Income		127,305	46,997
Expenses			
Management fees	9	8,966	8,733
Performance fees	9	7,945	5,103
Brokerage costs		32	72
Withholding tax on dividends and distributions		510	576
Total Expenses		17,453	14,484
Operating Profit/(Loss)		109,852	32,513
Finance Costs Attributable to Unitholders			
Distributions of income and capital to unitholders	2	(19,094)	(19,850)
(Increase)/decrease in net assets attributable to unitholders	8	(90,758)	(12,663)
Profit/(Loss)		-	-
Other comprehensive income		-	-
Total Comprehensive Income/(Loss)		-	-

The above Statement of Profit or Loss and Comprehensive Income should be read in conjunction with the accompanying Notes to the Financial Statements.

Statement of Financial Position

as at 30 June 2021

	Note	30 Jun 2021 \$'000	30 Jun 2020 \$'000
Assets			
Cash and cash equivalents	3	27,049	155,623
Receivables	5	1,254	489
Investments	6	669,422	511,265
Total Assets		697,725	667,377
Liabilities			
Distribution payable	2	8,998	19,850
Payables	7	10,247	1,063
Derivative liabilities	6	-	1,857
Total Liabilities		19,245	22,770
Net Assets Attributable to Unitholders - Liability	8	678,480	644,607

The above Statement of Financial Position should be read in conjunction with the accompanying Notes to the Financial Statements.

Statement of Changes in Equity

for the year ended 30 June 2021

Under Australian Accounting Standards, the Fund's net assets attributable to unitholders are classified as a liability. As a result the Fund has no equity for financial reporting purposes and there were no changes in equity at the start or end of the current or prior periods.

Statement of Cash Flows

for the year ended 30 June 2021

	Note	30 Jun 2021 \$'000	30 Jun 2020 \$'000
Cash Flows from Operating Activities			
Dividends and distributions received (net of withholding tax)		3,046	3,413
Interest received		6	634
Management and performance fees paid		(9,293)	(20,990)
Brokerage costs paid		(32)	(42)
Net Cash Inflows/(Outflows) from Operating Activities	4	(6,273)	(16,985)
Cash Flows from Investing Activities			
Purchase of investments		(290,612)	(400,741)
Proceeds from sale of investments		257,354	586,123
Net cash flows from settlement of forward foreign currency contracts		5,941	(30,796)
Net foreign exchange gain/(loss)		(19,376)	(4,019)
Net Cash Inflow/(Outflow) from Investing Activities		(46,693)	150,567
Cash Flows from Financing Activities			
Receipts from issue of units		188,253	257,386
Payments for redemption of units		(249,643)	(277,601)
Distributions paid		(24,641)	(11,531)
Net Cash Inflow/(Outflow) from Financing Activities		(86,031)	(31,746)
Net Increase/(Decrease) in Cash and Cash Equivalents			
Cash and cash equivalents at the beginning of the period		155,623	62,863
Effect of exchange rate fluctuations on cash and cash equivalents		10,423	(9,076)
Cash and Cash Equivalents at the end of the Period	3	27,049	155,623

The above Statement of Cash Flows should be read in conjunction with the accompanying Notes to the Financial Statements.

Notes to the Financial Statements

for the year ended 30 June 2021

Overview

The Fund is a registered managed investment scheme under the *Corporations Act 2001*. In accordance with the Fund's Constitution, it commenced on the date that the first unit was issued, on 28 June 2013. The Fund will terminate on the day immediately preceding the 80th anniversary of the Date of Commencement, unless terminated earlier in accordance with the provisions of the Fund's Constitution.

MAM (ABN 31 120 593 946) is the Responsible Entity of the Fund.

This financial report was authorised for issue by the Directors of the Responsible Entity on 31 August 2021. The Directors have the power to amend and reissue this financial report.

The Fund is considered a for-profit unit trust for the purpose of this financial report.

1. Basis of Preparation

This general purpose financial report is presented in Australian Dollars and has been prepared in accordance with the *Corporations Act 2001*, Australian Accounting Standards ("AASB") and Interpretations issued by the Australian Accounting Standards Board, other mandatory professional reporting requirements and the Fund's Constitution. The financial report also complies with International Financial Reporting Standards ("IFRS") as issued by the International Accounting Standards Board.

The Statement of Financial Position is presented on a liquidity basis. Assets and liabilities are presented in decreasing order of liquidity and are not distinguished between current and non-current. All balances are expected to be recovered or settled within 12 months, except for financial assets and liabilities at fair value through profit or loss. These fair value assets and liabilities comprise mainly investments that are managed based on the economic circumstances at any given point in time, as well as to meet any liquidity requirements. Consequently, the investments that may be realised within 12 months cannot be determined at balance date.

All amounts in the financial statements are rounded to the nearest thousand dollars (\$'000) or in certain cases, the nearest dollar, unless otherwise stated in accordance with the *ASIC Corporations (Rounding in Financial/Directors' Reports) Instrument 2016/191*.

1.1. Accounting Policies

The accounting policies adopted in the preparation of this financial report are contained within the notes to which they relate. The policies adopted in the preparation of this financial report are consistent with those of the previous financial period except for the adoption of the revised Conceptual Framework ("Conceptual Framework") on 1 July 2020. The Conceptual Framework included amendments to the definition and recognition criteria for assets, liabilities, income and expenses, guidance on measurement and derecognition, and other relevant financial reporting concepts and resulted in no impact on the Fund.

The Fund has not early adopted any accounting standard, interpretation or amendment that has been issued but is not yet effective at balance date.

1.2. Foreign Currency Translation

The functional and presentation currency of the Fund is the Australian Dollar, as determined in accordance with AASB 121 *The Effects of Changes in Foreign Exchange Rates*. Transactions denominated in foreign currencies are translated into Australian Dollars at the foreign currency exchange rate at the date of the transaction. Monetary assets and liabilities denominated in foreign currencies are translated to Australian Dollars at the foreign currency closing exchange rate at balance date.

Foreign currency exchange differences arising on translation, and realised gains and losses on disposals or settlements of monetary assets and liabilities are recognised in profit or loss. Non-monetary assets and liabilities denominated in foreign currencies that are measured at fair value are translated to Australian Dollars at the foreign currency closing exchange rates at the dates that the values were determined. Foreign currency exchange differences relating to monetary items, including cash and cash equivalents, are presented separately in profit or loss.

1.3. Investment Income

Dividend and Distribution Income

Dividend and distribution income is recognised on the applicable ex-dividend/distribution date gross of withholding tax, which is recorded as an expense in profit or loss. Dividends and distributions received are presented net of withholding tax in the Statement of Cash Flows.

Notes to the Financial Statements

for the year ended 30 June 2021

Net Change in Fair Value of Investments

Realised and unrealised gains and losses on investments measured at fair value through profit or loss are recognised in the Statement of Profit or Loss and Comprehensive Income. The net change in fair value does not include dividend and distribution income.

Interest Income

Interest income is recognised on an accrual basis using the effective interest rate method.

1.4. Expenses

All expenses are recognised in profit or loss on an accruals basis.

1.5. Income Tax

On 5 May 2016, the Attribution Managed Investment Trust ("AMIT") regime was established under the *Tax Laws Amendment (New Tax System for Managed Investment Trusts) Act 2016*. The AMIT regime allows Managed Investment Trusts that meet certain requirements to make an irrevocable choice to be an AMIT. The Fund elected into the AMIT regime effective 30 June 2018.

Under current income tax legislation, the Fund is not subject to income tax provided the Fund attributes the entirety of its taxable income to unitholders.

The Fund currently incurs withholding tax imposed by certain countries on investment income. Such income is recorded gross of withholding tax in profit or loss. The benefits of foreign withholding tax paid, and of imputation credits attaching to Australian franked dividends, are passed onto unitholders.

1.6. Goods and Services Tax

The Goods and Services Tax ("GST") incurred on the costs of various services provided to the Fund by third parties, such as custodial services and management fees have been passed onto the Fund. The Fund qualifies for Reduced Input Tax Credits at a rate of 55%-75% and is also eligible to recover GST on offshore transactions. Management and performance fees and other expenses have been recognised in profit or loss net of the amount of GST recoverable from the Australian Taxation Office. Receivables and payables are stated inclusive of GST. The net amount of GST recoverable from, or payable to, the taxation authority is included in the Statement of Financial Position as a receivable or payable. Cash flows are included in the Statement of Cash Flows on a gross basis.

1.7. Critical Accounting Estimates and Judgements

The preparation of the Fund's financial statements requires the Directors to make judgements, estimates and assumptions that affect the amounts reported in the financial statements. The Directors base their judgements and estimates on historical experience and various other factors they believe to be reasonable under the circumstances, but which are inherently uncertain and unpredictable. As a result, actual results could differ from those estimates.

Where listed equities have no active market the Directors determine fair value with reference to external observable information and conditions existing at balance date. Fair values may however move materially with movements in market prices (refer Note 10). As most investments are valued with reference to the listed quoted prices and the Fund's cash is held with strongly rated financial institutions, the Fund's financial assets are not subject to significant judgement or complexity nor are the Fund's liabilities.

Notes to the Financial Statements

for the year ended 30 June 2021

2. Distributions to Unitholders

Distributions are determined by the Responsible Entity of the Fund and are payable as set out in the Fund's PDS. Distributable income includes capital gains arising from the disposal of financial assets and liabilities. Unrealised gains and losses on financial assets and liabilities that are recognised as income are transferred to net assets attributable to unitholders and are not assessable or distributable until realised. Net realised capital losses and tax losses are not distributed to unitholders but are retained to be offset against any realised capital gains and future assessable income respectively.

On 24 September 2020 MAM announced a distribution policy update, to target a cash distribution yield of 3% per annum, for each unit class, paid semi-annually for the periods ended June and December. The Target Cash Distribution ("TCD") for each period will be determined by using the average of the month-end NAV per unit class over a two year rolling period ending on the last business day of the prior distribution period.

Distributions for the periods ended 30 June are as follows:

	Class A Units		Class B Units		Date Paid
	\$'000	CPU	\$'000	CPU	
Period ended 30 June 2021					
Interim distribution paid	6,885	2.82	3,211	1.72	15 Jan 2021
Final distribution payable	6,307	2.92	2,691	1.78	21 Jul 2021

	Class A Units		Class B Units		Date Paid
	\$'000	CPU	\$'000	CPU	
Period ended 30 June 2020					
Interim distribution paid ¹	-	-	-	-	-
Final distribution payable	14,721	6.0000	5,129	3.5000	14 Jul 2020

¹ As the Fund's first interim distribution was for the period ended 31 December 2020, there is no 31 December 2019 comparative.

On 7 July 2021, MAM announced the TCD for the six month period ended 31 December 2021 will be 3.02 CPU for Class A Units and 1.84 CPU for Class B Units.

A distribution payable is recognised in the Statement of Financial Position where the distribution has been declared but remains unpaid at balance date.

Distribution Reinvestment Plan

The Fund's Distribution Reinvestment Plan ("DRP") was available to eligible unitholders during the period.

Under the terms of the DRP, eligible unitholders are able to elect to reinvest all or part of their cash distributions in additional units in the Fund, free of any brokerage or other transaction costs. Units are issued and/or transferred to DRP participants at a price that is determined by MAM in accordance with the DRP Rules.

Details of the DRP for the interim and final distributions are as follows:

	Class A Units		Class B Units	
	31 Dec 2020 Interim Distribution	30 Jun 2021 Final Distribution	31 Dec 2020 Interim Distribution	30 Jun 2021 Final Distribution
DRP issue price (\$)	1.9458	2.1980	1.1918	1.3474
DRP unitholder participation rate (%)	15.40	19.98	2.60	5.44
Number of units issued under DRP	798,409	573,333	218,856	108,590
Value of units issued under DRP (\$'000)	1,554	1,260	261	146
DRP issue date	1 Jan 2021	1 Jul 2021	1 Jan 2021	1 Jul 2021

Notes to the Financial Statements

for the year ended 30 June 2021

3. Cash and Cash Equivalents

	30 Jun 2021 \$'000	30 Jun 2020 \$'000
Cash at bank denominated in Australian Dollars	3,777	13,131
Cash at bank denominated in foreign currency:		
United States Dollars	23,221	142,358
British Pounds	25	25
Euro	16	17
Hong Kong Dollars	9	91
Swiss Francs	1	1
Total Cash and Cash Equivalents	27,049	155,623

Cash comprises cash at bank. Cash equivalents are short-term highly liquid investments that are readily convertible to known amounts of cash and are subject to an insignificant risk of changes in value.

4. Statement of Cash Flows Reconciliation

	30 Jun 2021 \$'000	30 Jun 2020 \$'000
Reconciliation of Net Cash Flows from Operating Activities		
Operating Profit/(loss)	109,852	32,513
Net change in fair value of investments	(133,621)	(51,133)
Net gain/(loss) on foreign exchange settlements, derivative contracts and cash	9,877	8,659
Net (increase)/decrease in receivables	(792)	129
Net increase/(decrease) in payables	8,411	(7,153)
Net Cash Inflow/(Outflow) Operating Activities	(6,273)	(16,985)
Non-Cash Investing and Financing Activities		
Distributions reinvested into units in the Fund	5,305	2,398

5. Receivables

	30 Jun 2021 \$'000	30 Jun 2020 \$'000
Applications receivable	186	213
Interest receivable	-	1
Recoverable GST and foreign withholding tax	1,068	275
Total Receivables	1,254	489

Receivables comprise amounts due from brokers for sales of assets and applications for units in the Fund unsettled at balance date, dividends and trust distributions declared but not yet received, and reclaimable taxes. They are recognised and carried at amortised cost using the effective interest rate method and adjusted for changes in foreign exchange rates where applicable. A provision is deducted from receivables for uncollectible amounts based on expected credit losses, if applicable. Expected credit losses are calculated as the difference between the contractual cash flows due in accordance with the contract and all the cash flows that the Fund expects to receive, discounted at an approximation of the original effective interest rate. The Fund applies the simplified approach for receivables whereby the loss allowance is based on lifetime expected credit losses at each balance date.

At balance date, the Fund's receivables, excluding recoverable GST, were due within 0 to 30 days (June 2020: 0 to 30 days). Recoverable GST is due within 30 to 90 days (June 2020: 0 to 30 days). No amounts are impaired or past due at 30 June 2021 or 30 June 2020.

Notes to the Financial Statements

for the year ended 30 June 2021

6. Investments and Derivatives

The Fund classifies its equity securities and derivatives as financial assets and liabilities at fair value through profit or loss.

The Fund discloses the fair value measurements of financial assets and financial liabilities using a three-level fair value hierarchy to reflect the source of valuation inputs used when determining the fair value as follows:

- Level 1: quoted (unadjusted) prices in active markets for identical assets or liabilities. The fair value of these securities is based on the closing price for the security as quoted on the relevant exchange.
- Level 2: valuation techniques using observable inputs either directly (as prices) or indirectly (derived from prices). The fair value of derivatives is based on a discounted cash flow analysis using quoted market inputs (spot and forward rates, volatility) adjusted for specific features of the instruments and applied debit and credit valuation adjustments based on the Fund's, or the derivative counterparties' current credit worthiness.
- Level 3: valuation techniques using non-market observable inputs.

The equity securities, including stock exchange domicile, held by the Fund are:

	Domicile	30 Jun 2021 Holding	30 Jun 2020 Holding	30 Jun 2021 \$'000	30 Jun 2020 \$'000
Investments (Level 1)					
Microsoft	United States	306,136	307,677	110,466	90,945
Alphabet	United States	29,672	27,657	99,058	56,785
Facebook	United States	185,633	156,504	85,976	51,616
Netflix	United States	110,921	-	78,041	-
Alibaba	United States	184,961	288,098	55,871	90,258
Tencent	Hong Kong	553,471	671,994	55,440	62,789
SAP	Germany	271,726	192,564	51,009	39,053
Intercontinental Exchange	United States	311,316	-	49,222	-
Starbucks	United States	295,311	454,584	43,981	48,588
Visa	United States	129,582	134,216	40,358	37,656
Estee Lauder	United States	-	122,518	-	33,575
Total Investments				669,422	511,265
Derivative Liabilities (Level 2)					
Forward foreign currency contracts				-	1,857
Total Derivative Liabilities				-	1,857

The Fund does not hold any level 3 financial assets or liabilities. There have been no transfers between any of the three levels in the hierarchy during the period and the Fund's policy is to recognise transfers into and out of fair value hierarchy levels as at balance date.

Financial assets and liabilities held at fair value through profit or loss are measured initially at fair value, which in the case of the Fund is the transaction price. Brokerage costs are expensed immediately in the profit or loss. Subsequent to initial recognition, all financial assets and liabilities classified at fair value through profit or loss are measured at fair value. Changes in fair value are recognised in profit or loss. The net change in fair value does not include dividend or distribution income.

Notes to the Financial Statements

for the year ended 30 June 2021

Purchases and sales are recognised on trade date, being the date the Fund commits to purchase or sell the asset. Financial assets are derecognised when the contractual rights to the cash flows from the assets expire or are transferred. A transfer occurs when substantially all the risks and rewards of ownership are passed to a third party. Financial liabilities are derecognised when the obligation specified in the contract is discharged, cancelled or expired.

The fair value of equity securities traded in active markets is based on their quoted market prices at balance date without any deduction for estimated future selling costs. The quoted market price used for securities held by the Fund is the closing price for the security as quoted on the relevant stock exchange. If a quoted market price is not available on a recognised stock exchange or from a broker/dealer for non-exchange-traded financial instruments, the fair value of the instrument is estimated using valuation techniques including recent arm's length market transactions, reference to the current fair value of other instruments that are substantially the same, discounted cash flow techniques, option pricing models or any other valuation techniques commonly used by market participants.

Derivatives are contracts whose value is derived from one or more underlying price, index or other variable. Derivatives are included in the Statement of Financial Position as an asset when the fair value at balance date is positive and classified as a liability when the fair value at balance date is negative.

7. Payables

	Note	30 Jun 2021 \$'000	30 Jun 2020 \$'000
Management fee payable	9	808	784
Performance fee payable	9	8,485	98
Redemptions payable		954	181
Total Payables		10,247	1,063

Payables comprise trade creditors and accrued expenses owing by the Fund at balance date. Amounts due to brokers relating to the purchase of investments are usually settled between two and five days after trade date. Payables and accruals are recognised at amortised cost, using the effective interest rate method, at the point where the Fund becomes obliged to make payments in respect of the purchase of these goods and services.

At balance date, all payables mature in 0 to 90 days (June 2020: 0 to 90 days).

Notes to the Financial Statements

for the year ended 30 June 2021

8. Net Assets Attributable to Unitholders - Liability

	Class A Units		Class B Units	
	30 Jun 2021 No. of Units '000	30 Jun 2020 No. of Units '000	30 Jun 2021 No. of Units '000	30 Jun 2020 No. of Units '000
Units on Issue				
Opening balance	245,358	304,809	146,525	69,485
Units issued	28,954	72,316	103,792	95,274
Units issued under DRP	2,439	1,225	502	93
Units redeemed	(60,739)	(132,992)	(99,648)	(18,327)
Units on Issue at end of the Period	216,012	245,358	151,171	146,525

The Fund has two separate classes of units, Class A and Class B. Each unit within the same class has the same rights as all other units within that class and includes:

- the right to redeem units, subject to restrictions disclosed in the Fund's PDS;
- the right to receive a distribution determined in accordance with the provisions of the Fund's Constitution;
- the right to attend and vote at meetings of unitholders; and
- the right to participate in the termination and winding up of the Fund.

A unit, regardless of class, does not confer upon the holder any interest in any particular asset or investment of the Fund.

	Class A Units		Class B Units	
	30 Jun 2021 \$'000	30 Jun 2020 \$'000	30 Jun 2021 \$'000	30 Jun 2020 \$'000
Changes in Net Assets Attributable to Unitholders				
Opening balance	472,303	570,328	172,304	79,331
Applications	59,033	143,001	129,193	114,598
Reinvestment of distributions	4,711	2,292	594	106
Redemptions	(123,867)	(255,644)	(126,549)	(22,068)
Increase/(decrease) in net assets attributable to unitholders	62,616	12,326	28,142	337
Net Assets Attributable to Unitholders at end of the Period	474,796	472,303	203,684	172,304

The units issued by the Fund are classified as a financial liability in the Statement of Financial Position as the Fund has two classes of units that are differentiated by investment minimums, management and performance fees. As a consequence the two classes of units do not have identical features and meet the definition of financial liability under AASB 132 *Financial Instruments: Presentation*.

Fees are segregated between the unit classes so as not to affect the net asset value of the other unit class in the fund. Distributions will also differ for each unit class and are separately reported.

Applications received for units in the Fund are recorded net of entry fees. Redemptions from the Fund are recorded gross of exit fees. A switch from one class to another class in the Fund is recorded at the full amount of the switch as no entry or exit fees are applied within the fund. The Fund recognises the units issued, redeemed or switched when settled, which is the trade date. Changes in net assets attributable to unitholders are recognised in profit or loss.

Notes to the Financial Statements

for the year ended 30 June 2021

9. Related Parties

Responsible Entity

The Responsible Entity of the Fund is MAM. MAM is a wholly-owned subsidiary of MFG (ASX code: MFG), the immediate and ultimate parent entity of the Responsible Entity and both are considered to be related parties of the Fund.

Key Management Personnel

Key management personnel ("KMP") are those persons or corporate entities who have authority and responsibility for planning, directing and controlling the activities of the Fund. The Responsible Entity is responsible for managing the activities of the Fund and is considered to be a KMP. The Fund does not employ personnel in its own right.

The Directors of MAM are considered to be KMP. The Directors of MAM during the period and up to the date of this report are: Dr Brett Cairns, Mr John Eales, Mr Robert Fraser, Ms Colette Garnsey, Mr Paul Lewis, Mr Hamish McLennan, Ms Kirsten Morton and Ms Karen Phin. The Fund did not pay any compensation to the Directors of the Responsible Entity.

Responsible Entity Fees

Compensation is paid to the Responsible Entity in the form of fees as follows:

Management Fees

The Responsible Entity is entitled to receive management fees from the Fund for managing the assets and overseeing the operations of the Fund. Management fees, for each unit class, are calculated monthly based on the Net Asset Value (before fees) of each unit class of the Fund at the end of each month. The management fee for Class A Units is 1.50% per annum and 0.78% for Class B Units. The Responsible Entity pays operating expenses of the Fund, such as audit and tax compliance fees, distribution costs, investor reporting, custody and fund administration costs. Estimated fees are reflected in the daily unit prices of the Fund and are payable at the end of each month.

Performance Fees

Performance fees are calculated on six monthly calculation periods ending on 30 June and 31 December of each year. The Responsible Entity's entitlement to a performance fee is dependent on the Fund exceeding the Absolute Return hurdle over a given calculation period, as well as exceeding the applicable high watermark and an overall cap.

The performance fee is 10% of the excess return of Class A Units and 20% of the excess return of Class B Units, above the Absolute Return performance hurdle of 10% per annum. Class B Units' performance fee is subject to an additional cap of 2.22% per annum.

Performance fees crystallise at the end of a calculation period or when units are redeemed, subject to a performance fee entitlement existing at the date of redemption. The estimated daily unit price of the Fund includes a performance fee accrual equal to the amount that would be payable if it were the end of a Calculation Period. Further details of the performance fees can be found in the Fund's PDS.

Total Management and Performance Fees

The fees paid/payable by the Fund are net of any applicable reduced input tax credits (refer Note 1.6). The management and performance fees paid/payable are as follows:

	Class A Units		Class B Units	
	30 June 2021	30 June 2020	30 June 2021	30 June 2020
	\$	\$	\$	\$
Management fees	7,189,176	7,713,531	1,777,210	1,019,809
Performance fees	4,767,620	3,584,385	3,177,543	1,518,854
Total Fees Expensed in the Statement of Profit or Loss and Comprehensive Income	11,956,796	11,297,916	4,954,753	2,538,663
Total Fees Payable in the Statement of Financial Position	5,792,153	723,049	3,500,651	159,344

Notes to the Financial Statements

for the year ended 30 June 2021

Transactions with Related Parties

The number of units held and related transactions during the period by each KMP, including their personally-related parties, in the Fund is as follows:

		Units acquired	Units redeemed	Units held at end of period		Distribution paid and payable
		Number	Number	Number	%	\$ ¹
MFG						
Class A Units	30 Jun 2021	-	12,276,910	8,730,130	4.0	673,750
	30 Jun 2020	-	-	21,007,040	8.6	1,260,422
Class B Units	30 Jun 2021	-	103,963	-	-	-
	30 Jun 2020	-	-	103,963	0.1	3,639

¹ Represents the interim distribution paid and final distribution payable for the period, comprising cash paid and DRP units issued.

Transactions between the Fund and related parties are subject to the same terms and conditions as those entered into by other unitholders. Unless specified above, no other KMP held units in the Fund.

10. Capital and Financial Risk Management

Financial Risk Management

The Fund's investment portfolio primarily comprises listed equity investments. The investment objectives of the Fund are to achieve attractive risk-adjusted returns over the medium to long-term, whilst reducing the risk of permanent capital loss, in accordance with its investment strategy (as detailed in the current Product Disclosure Statement). The Fund's investing activities expose it to various types of risks including concentration risk, market risk, liquidity risk and credit risk.

Financial risk management is carried out under policies approved by the Responsible Entity. The risk management programme focuses on ensuring compliance with the Fund's Product Disclosure Statement and seeks to maximise the returns derived for the level of risk to which the Fund is exposed.

The following disclosures in relation to the various risks of the Fund's portfolio have been based on the Fund's direct holdings.

Concentration Risk

Concentration indicates the relative sensitivity of the Fund's performance to developments affecting a particular industry or geographical location. The Fund holds a concentrated portfolio of investments, and the returns of the Fund may be dependent upon the performance of individual companies. The concentrated exposure may lead to increased volatility in the Fund's unit price, and also increases the risk of poor performance.

The Fund's concentration risk is managed in accordance with the portfolio risk controls for the Fund, which are approved by MAM's Investment Committee.

Market Risk

Market risk is the risk that the fair value or future cash flows of financial instruments will fluctuate due to changes in market variables such as equity prices, foreign exchange rates, and interest rates.

Equity Price Risk

Equity price risk is the risk that the fair value of equities decreases as a result of changes in market prices, whether those changes are caused by factors specific to the individual stock or factors affecting all instruments in the market. The size and diversification of the portfolio is sufficient to ensure the Fund's returns are not overly correlated to a single company, industry specific or macroeconomic risk, but the returns of the portfolio are not expected to be perfectly correlated to any market or sector index. If equity markets as a whole rise or fall by 5%, the return of the Fund may increase or decrease by different amounts.

Notes to the Financial Statements

for the year ended 30 June 2021

For illustrative purposes an increase of 5% in the market price of each of the Fund's investments held at balance date, assuming all other variables remain constant, would have had the following impact on the Fund's net operating profit and unitholders' equity.

	30 Jun 2021 \$'000	30 Jun 2020 \$'000
Impact on the net assets attributable to unitholders and net operating profit	33,471	25,563

A decrease of 5% in the market prices of each of the Fund's investments would have had an equal but opposite effect.

Currency Risk

Currency risk is the risk that the fair value of financial assets and liabilities will fluctuate due to changes in foreign exchange rates.

Assets and liabilities that the Fund may typically own and that can be affected by foreign exchange rate fluctuations include equities listed on foreign exchanges, cash, forward foreign currency contracts, outstanding broker settlements, and outstanding receipts of income from foreign companies.

The Fund may hedge some or all of the capital component of the foreign currency exposure of the fund, arising from investments in overseas markets, back to Australian Dollars. However, there is no guarantee that any or all of the Fund will be hedged at any point in time.

The Fund's total net exposure to fluctuations in foreign currency exchange rates at balance date is:

	30 Jun 2021 \$'000	30 Jun 2020 \$'000
United States Dollars	586,194	429,891
Hong Kong Dollars	55,449	62,881
Euro	51,025	39,070
British Pounds	25	25
Swiss Francs	1	1

For illustrative purposes the changes in profit or loss and unitholders' equity that would arise from a 5% increase or decrease in the Australian Dollar relative to each currency to which the Fund is exposed, at balance date are as follows:

	30 Jun 2021		30 Jun 2020	
	5% increase in A\$'000	5% increase in A\$'000	5% increase in A\$'000	5% increase in A\$'000
United States Dollars	(27,914)	30,852	(20,471)	22,626
Hong Kong Dollars	(2,640)	2,918	(2,994)	3,310
Euro	(2,430)	2,686	(1,860)	2,056
British Pounds	(1)	1	(1)	1

Interest Rate Risk

Interest rate risk is the risk that the fair value of a financial instrument will fluctuate due to changes in market interest rates.

The primary exposure to interest rates arises on cash balances held by the Fund, which are all held in floating interest rate accounts. Based on the Australian Dollar cash balances and US Dollar cash balances held by the Fund, an increase of 10 basis points in floating interest rates, assuming all other variables remain constant, would have increased the Fund's net operating profit and net assets attributable to unitholders at balance date as follows:

	30 Jun 2021 \$'000	30 Jun 2020 \$'000
Australian Dollar cash balances	4	13
United States Dollar cash balances	23	142
Impact on net operating profit/(loss) and net assets attributable to unitholders - liability	27	155

Notes to the Financial Statements

for the year ended 30 June 2021

A decrease of 10 basis points in floating interest rates would have an equal but opposite effect on interest income earned. The level of cash held by the Fund may vary from time to time, depending on the level of recent capital flows into and out of the Fund, and on the Investment Manager's judgement. The cash balances held by the Fund at balance date may therefore not be typical of the amounts of cash generally held by the Fund.

The Fund does not hold other significant cash balances exposed to interest rates in other currencies. In addition the Fund did not have any borrowings or other financial liabilities or assets with direct exposure to changes in interest rates.

Liquidity Risk

Liquidity risk is the risk that the Fund will encounter difficulty in meeting obligations associated with financial liabilities on the due date or will be forced to sell financial assets at a value which is less than they are worth.

This risk is managed by the Fund maintaining sufficient cash reserved to meet its normal operating requirements and holding holds investments that are traded in active markets and can be readily disposed. The majority of the Fund's listed equity securities are considered readily realisable as they are listed on stock exchanges around the world.

In addition, the Fund's Constitution and PDS allow the Responsible Entity to suspend capital withdrawals from the Fund for up to 28 days, at its discretion, if withdrawal requests would require the disposal of 5% or more of the Trust Property of the Fund, the payment of withdrawals would disadvantage remaining unitholders by imposing a disproportionate share of capital gains tax liabilities, or if the Responsible Entity reasonably considers it to be in the interests of remaining unitholders of the Fund.

At balance date, the Fund had an obligation to settle payables (including distribution payable) of \$19,245,000 (June 2020: \$20,913,000) and derivative liabilities of nil (June 2020: \$1,857,000) within 30 days. The Fund had cash and receivables totalling \$28,303,000 (June 2020: \$156,112,000) to cover these liabilities.

Credit Risk

Credit risk refers to the risk that a counterparty will fail to meet its contractual obligations resulting in financial loss to the Fund. Market prices generally take counterparty credit into account and therefore the risk of loss is implicitly provided for in the carrying value of financial assets and liabilities held at fair value.

The Fund's maximum exposure to credit risk is the carrying amount of all cash and cash equivalents, financial assets and receivables recognised in the Statement of Financial Position as well as the value of any financial commitments which the Fund would assume in the event of counterparty default.

The Fund minimises concentrations of credit risk by undertaking transactions with numerous reputable brokers, and by ensuring cash balances are held with and managed by financial intermediaries with acceptable credit ratings as determined by a recognised rating agency. To further mitigate this risk, the credit rating and financial positions of the brokers used by the Fund are regularly monitored. Credit risk relating to outstanding settlements is considered low due to the short settlement periods involved.

The Fund is also exposed to the credit risk of The Northern Trust Company ("NT") which is the appointed custodian of the Fund. In acting as custodian, NT is required to comply with the relevant provisions of the *Corporations Act 2001*, applicable ASIC regulatory guides, legislative instruments and class orders relating to registered managed investment scheme property arrangements with custodians. The credit quality of NT's long-term deposit/debt is rated at balance date, by Standard and Poor's as AA- and by Moody's as Aa2 (June 2020: Standard and Poor's as AA- and by Moody's as Aa2).

Notes to the Financial Statements

for the year ended 30 June 2021

11. Auditor's Remuneration

The following amounts were paid or payable by the Responsible Entity on behalf of the Fund for services provided by the auditor of the Fund, Ernst & Young Australia:

	30 Jun 2021 \$'000	30 Jun 2020 \$'000
Fees for audit and review of statutory financial reports	15,900	15,900
Fees for audit related assurance services ¹	1,267	1,267
Fees for other services:		
Taxation compliance services ²	6,700	6,700
Total Auditor's Remuneration	23,867	23,867
% of non-audit fees paid to auditor	33.4%	33.4%

¹ Comprises review of ICR calculations.

² Comprises review of income tax returns and distribution calculations.

Auditor Tenure

Since 2008, Ernst & Young have been appointed as external auditor of the Funds, where MAM is a Responsible Entity or Trustee. The external audit was last put out to tender in 2018, which aligned to the auditor's 10 year anniversary, and Ernst & Young was reappointed auditor as it scored highest across all requirements and the Board of the Responsible Entity was satisfied that appropriate safeguards were in place to ensure the required independence of Ernst & Young. The next audit tender will take place within 10 years of their appointment. Ms Clare Sporle has served as lead audit partner since August 2019. In accordance with the *Corporations Act 2001* the next rotation of the lead audit partner is planned to occur after the completion of the 30 June 2024 financial year audit.

12. Contingent Assets, Contingent Liabilities and Commitments

At balance date the Fund has no contingent assets, contingent liabilities or commitments (June 2020: nil).

13. Subsequent Events

Other than the items disclosed throughout this financial report there have been no matters or circumstances arising after the end of the period that have significantly affected, or may significantly affect, the Fund's operations, the results of its operations, or the Fund's state of affairs in future financial periods.

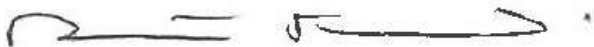
Directors' Declaration

for the year ended 30 June 2021

In the Directors' opinion,

- a. the financial statements and notes set out on pages 8 to 23 are in accordance with the *Corporations Act 2001*, including:
 - i. giving a true and fair view of the financial position of the Fund as at 30 June 2021 and of its performance as represented by the results of its operations and cash flows for the period ended on that date; and
 - ii. complying with Australian Accounting Standards, the *Corporations Regulations 2001* and other mandatory professional reporting requirements; and
- b. there are reasonable grounds to believe that the Fund will be able to pay its debts as and when they become due and payable.

This declaration is made in accordance with a resolution of the Directors of the Responsible Entity.



Robert Fraser
Chairman

Sydney, 31 August 2021

Independent auditor's report to the unitholders of Magellan High Conviction Fund

Report on the audit of the annual financial report

Opinion

We have audited the accompanying financial report of Magellan High Conviction Fund (the Scheme), which comprises the statement of financial position as at 30 June 2021, the statement of profit or loss and comprehensive income, statement of changes in equity and statement of cash flows for the year then ended, notes to the financial statements, including a summary of significant accounting policies, and the directors' declaration.

In our opinion, the accompanying financial report of the Scheme is in accordance with the *Corporations Act 2001*, including:

1. giving a true and fair view of the Scheme's financial position as at 30 June 2021 and of its financial performance for the period ended on that date; and
2. complying with Australian Accounting Standards and the *Corporations Regulations 2001*.

Basis for opinion

We conducted our audit in accordance with Australian Auditing Standards. Our responsibilities under those standards are further described in the *Auditor's responsibilities for the audit of the financial report* section of our report. We are independent of the Scheme in accordance with the auditor independence requirements of the *Corporations Act 2001* and the ethical requirements of the Accounting Professional and Ethical Standards Board's APES 110 *Code of Ethics for Professional Accountants (including Independence Standards)* (the Code) that are relevant to our audit of the financial report in Australia. We have also fulfilled our other ethical responsibilities in accordance with the Code.

We believe that the audit evidence we have obtained is sufficient and appropriate to provide a basis for our opinion.

Information other than the financial report and auditor's report

The directors are responsible for the other information. The other information comprises the information included in Scheme's 2021 Annual Report, but does not include the financial report and our auditor's report thereon.

Our opinion on the financial report does not cover the other information and accordingly we do not express any form of assurance conclusion thereon.

In connection with our audit of the financial report, our responsibility is to read the other information and, in doing so, consider whether the other information is materially inconsistent with the financial report or our knowledge obtained in the audit or otherwise appears to be materially misstated.

If, based on the work we have performed, we conclude that there is a material misstatement of this other information, we are required to report that fact. We have nothing to report in this regard.

Responsibilities of the directors for the financial report

The directors of the Responsible Entity of the Scheme are responsible for the preparation of the financial report that gives a true and fair view in accordance with Australian Accounting Standards and the *Corporations Act 2001* and for such internal control as the directors determine are necessary to enable the preparation of the financial report that is free from material misstatement, whether due to fraud or error.

In preparing the financial report, the directors are responsible for assessing the Scheme's ability to continue as a going concern, disclosing, as applicable, matters relating to going concern and using the going concern basis of accounting unless the directors either intend to liquidate the Scheme or to cease operations, or have no realistic alternative but to do so.

Auditor's responsibilities for the audit of the financial report


Our objectives are to obtain reasonable assurance about whether the financial report as a whole is free from material misstatement, whether due to fraud or error, and to issue an auditor's report that includes our opinion. Reasonable assurance is a high level of assurance, but is not a guarantee that an audit conducted in accordance with the Australian Auditing Standards will always detect a material misstatement when it exists. Misstatements can arise from fraud or error and are considered material if, individually or in the aggregate, they could reasonably be expected to influence the economic decisions of users taken on the basis of this financial report.

As part of an audit in accordance with the Australian Auditing Standards, we exercise professional judgement and maintain professional scepticism throughout the audit. We also:

- Identify and assess the risks of material misstatement of the financial report, whether due to fraud or error, design and perform audit procedures responsive to those risks, and obtain audit evidence that is sufficient and appropriate to provide a basis for our opinion. The risk of not detecting a material misstatement resulting from fraud is higher than for one resulting from error, as fraud may involve collusion, forgery, intentional omissions, misrepresentations, or the override of internal control.
- Obtain an understanding of internal control relevant to the audit in order to design audit procedures that are appropriate in the circumstances, but not for the purpose of expressing an opinion on the effectiveness of the Scheme's internal control.
- Evaluate the appropriateness of accounting policies used and the reasonableness of accounting estimates and related disclosures made by the directors.
- Conclude on the appropriateness of the directors' use of the going concern basis of accounting and, based on the audit evidence obtained, whether a material uncertainty exists related to events or conditions that may cast significant doubt on the Scheme's ability to continue as a going concern. If we conclude that a material uncertainty exists, we are required to draw attention in our auditor's report to the related disclosures in the financial report or, if such disclosures are inadequate, to modify our opinion. Our conclusions are based on the audit evidence obtained up to the date of our auditor's report. However, future events or conditions may cause the Scheme to cease to continue as a going concern.
- Evaluate the overall presentation, structure and content of the financial report, including the disclosures, and whether the financial report represents the underlying transactions and events in a manner that achieves fair presentation.

We communicate with the directors regarding, among other matters, the planned scope and timing of the audit and significant audit findings, including any significant deficiencies in internal control that we identify during our audit.

We also provide the directors with a statement that we have complied with relevant ethical requirements regarding independence, and to communicate with them all relationships and other matters that may reasonably be thought to bear on our independence, and where applicable, actions taken to eliminate threats or safeguards applied.



Ernst & Young



Clare Sporle

Partner

Sydney, 31 August 2021

Corporate Information

Directors

Robert Fraser - Chairman
Brett Cairns - Chief Executive Officer
John Eales AM
Colette Garnsey OAM
Paul Lewis MBE
Hamish McLennan
Kirsten Morton - Chief Financial Officer
Karen Phin

Company Secretaries of the Responsible Entity

Marcia Venegas
Mariana Kolaroski

Registered Office

Level 36, 25 Martin Place, Sydney NSW 2000
Telephone: 1800 6243 5526 (Australia), +61 2 9235 4888 (International)
Fax: +61 2 9235 4800
Email: info@magellangroup.com.au

Website

<http://www.magellangroup.com.au>

Auditor

Ernst & Young, 200 George Street, Sydney NSW 2000

Unit Registrar

Mainstream Fund Services Pty Ltd
Level 1, 51 – 57 Pitt Street, Sydney NSW 200
Telephone: +61 127 780 (Australia), +61 2 8259 8566 (International), 0800 787 621 (New Zealand)
Fax: +61 2 9247 2822
Email: magellanfunds@mainstreamgroup.com