



Magellan Global Equities Fund (Currency Hedged)

Annual Report

For the year ended 30 June 2023

ABN 38 702 719 173

Contents

Chairman's Report	3
Responsible Entity's Report	4
Auditor's Independence Declaration	8
Financial Statements	
Statement of Profit or Loss and Comprehensive Income	9
Statement of Financial Position	10
Statement of Changes in Equity	11
Statement of Cash Flows	12
Notes to the Financial Statements	13
1. Basis of Preparation	13
2. Distributions to Unitholders	15
3. Cash and Cash Equivalents	16
4. Statement of Cash Flows Reconciliation	17
5. Receivables	17
6. Investments and Derivatives	18
7. Payables	20
8. Unitholders' Equity	20
9. Earnings per Unit	21
10. Net Asset Value per Unit	21
11. Related Parties	22
12. Capital and Financial Risk Management	23
13. Segment Information	26
14. Auditor's Remuneration	26
15. Contingent Assets, Contingent Liabilities and Commitments	26
16. Subsequent Events	26
Directors' Declaration	27
Independent Auditor's Report	28
Unitholder Information	32
Corporate Information	33

Chairman's Report

for the year ended 30 June 2023

Dear Unitholders,

We are pleased to present the Annual Report for Magellan Global Equities Fund (Currency Hedged) (Managed Fund) ("Fund"). The Fund is a managed investment scheme for which Magellan Asset Management Limited ("MAM") acts as both Responsible Entity and Investment Manager.

The Fund has been quoted on the Australian Securities Exchange (ticker code: MHG) since 10 August 2015. As at 30 June 2023, the Fund had net assets of \$118.7 million and a net asset value of \$3.2972 per unit after providing for a distribution of 7.08 cents per unit for the six months to 30 June 2023 (six months to 30 June 2022: 7.30 cents per unit). The Fund paid total distributions of 14.41 cents per unit (30 June 2022: 14.37 cents per unit) for the year.

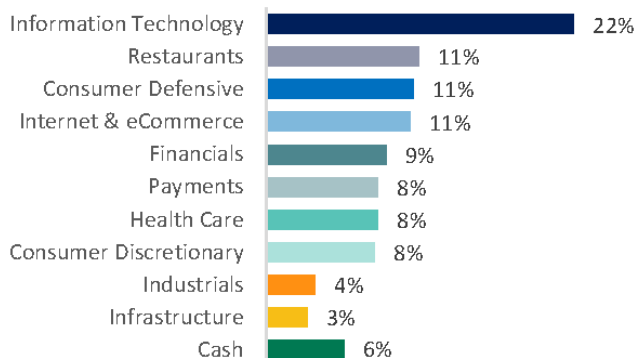
The Fund's portfolio is actively managed by MAM and is the currency hedged version of the Magellan Global Fund. MAM aims to achieve attractive risk-adjusted returns over the medium to long term for unitholders, while reducing the risk of permanent capital loss. To achieve this, the Fund invests in a portfolio of between 20 and 40 high-quality global equity stocks, as assessed by MAM, and has the ability to manage equity market risk by holding up to 20% of its net assets in cash. Currency exposure is substantially hedged back to Australian Dollars. For the 12 months to 30 June 2023, the Fund returned 13.8% net of fees. This compares with the return of the benchmark index (MSCI World Net Total Return Index (hedged to Australian Dollars)) of 16.5% over the same period.

The current investment landscape is a challenging one, however we believe that our investment style is well-suited to navigate our investors through such conditions. We remain steadfast in our belief that high-quality companies acquired at attractive prices will provide investors with the most reliable returns over the medium to long term.

We encourage you to read Magellan's Year InReview 2023, our annual investor communication published in July each year, which shares a collection of thought-provoking investment perspectives from across the Magellan investment teams. You can access Year InReview 2023 at: <https://www.magellangroup.com.au/year-inreview-2023>. We would also encourage you to read our monthly and quarterly Fund Reports which provide valuable insight into our investment strategies and portfolio managers' thoughts. These are released on ASX and can also be found on our website at: www.magellangroup.com.au.

As per the 30 June 2023 Fund Update, the Fund consisted of investments in 30 companies, with the top 10 investments (listed below) representing 44.4% of the Fund. The Fund's cash position was 6% and was predominantly held in Australian Dollars. The Fund's industry exposure by source of revenues is highlighted below.

STOCK	SECTOR	%	
Microsoft Corporation	Information Technology	6.0	Information Technology
Amazon.com Inc	Internet & eCommerce	5.6	Restaurants
Lowe's Co Inc	Consumer Discretionary	4.3	Consumer Defensive
Apple Inc	Information Technology	4.2	Internet & eCommerce
Visa Inc	Payments	4.2	Financials
SAP SE	Information Technology	4.1	Payments
Intuit Inc	Information Technology	4.1	Health Care
ASML Holding NV	Information Technology	4.0	Consumer Discretionary
MasterCard Inc	Payments	4.0	Industrials
Intercontinental Exchange Inc	Financials	3.9	Infrastructure
	TOTAL:	44.4	Cash



The following report contains relevant financial statements and information which we recommend you read carefully.

Yours sincerely,

Robert Fraser

Chairman

Sydney, 28 August 2023

Responsible Entity's Report

for the year ended 30 June 2023

The Directors of Magellan Asset Management Limited (ABN 31 120 593 946) ("MAM"), the Responsible Entity of Magellan Global Equities Fund (Currency Hedged) (the "Fund" or "MHG") present their annual report on the Fund for the period ended 30 June 2023.

1. Directors

The following persons were Directors of MAM during the period and up to the date of this report:

		Appointed	Resigned
Robert Fraser	Chairman	23 April 2014	
David Dixon	Deputy Chairman and Non-Executive Director ¹	1 November 2022	
John Eales	Non-Executive Director	1 July 2017	
Andrew Formica	Non-Executive Director ²	26 July 2023	
Colette Garnsey	Non-Executive Director	30 November 2020	
David George	Managing Director and Chief Executive Officer ³	19 July 2022	
Hamish McLennan	Non-Executive Director	1 March 2016	
Kirsten Morton	Chief Operating Officer and Chief Financial Officer ⁴	5 October 2018	3 July 2023
Karen Phin	Non-Executive Director	23 April 2014	20 October 2022

¹ Mr Dixon was appointed Deputy Chairman and Non-Executive Director on 1 November 2022.

² Mr Formica was appointed Non-Executive Director on 26 July 2023.

³ Mr George was appointed Managing Director and Chief Executive Officer on 19 July 2022. Mr George was Chief Investment Officer from 17 October 2022 to 18 August 2023.

⁴ Ms Morton resigned as Director on 3 July 2023.

2. Principal Activity

The Fund is a registered managed investment scheme, domiciled in Australia, with the principal place of business at Level 36, 25 Martin Place, Sydney, New South Wales, 2000 and quoted on the Australian Securities Exchange ("ASX") under the AQUA Rules (ticker code: MHG).

MAM, as Responsible Entity, is responsible for overseeing the operations of the Fund. MAM is also Investment Manager, responsible for selecting and managing the assets of the Fund. In addition, the Responsible Entity, on behalf of the Fund, may also provide trading liquidity to investors on the ASX under the AQUA Rules by acting as a buyer and seller of units in the Fund. The Responsible Entity has appointed an independent market participant to act as its agent to execute its market making activities.

The Fund invests in a portfolio of between 20 and 40 high quality global equity stocks. To achieve this MAM undertakes rigorous company research to identify what it assesses to be high quality companies combined with an assessment of the macro-economic environment and a disciplined risk-controlled approach to portfolio construction. The Fund has the ability to manage equity market risk by holding up to 20% of its net assets in cash. The capital component of the foreign currency exposure, arising from investments in overseas markets, is substantially hedged.

The Fund's investment objectives are to achieve attractive risk-adjusted returns over the medium to long term, while reducing the risk of permanent capital loss, in accordance with its investment strategy (as detailed in the Product Disclosure Statement, issued 16 December 2022).

3. Significant Changes in State of Affairs

There were no significant changes in the state of affairs of the Fund during the period.

Responsible Entity's Report

for the year ended 30 June 2023

4. Review of Financial Results and Operations

4.1. Financial Results for the Period

The performance of the Fund, as represented by the results of its operations for the periods ended 30 June, was as follows:

	30 Jun 2023	30 Jun 2022
Results		
Total net investment income/(loss) (\$'000)	18,686	(38,856)
Total expenses (\$'000)	(2,232)	(4,397)
Profit/(Loss) (\$'000)	16,454	(43,253)
Distributions		
Distribution paid and payable (\$'000)	5,739	9,365
Distribution paid and payable (CPU) ¹	14.41	14.37
Unit Price (NAV per unit) (\$)²	3.2972	3.0338
ASX Reported (NAV per unit) (\$)³	3.3680	3.1068

¹ Cents per unit.

² The Net Asset Value ("NAV") per unit represents the net assets of the Fund presented in the Statement of Financial Position at balance date divided by the number of units on issue at balance date (refer Note 10 of the Financial Statements).

³ The NAV per unit reported to the ASX differs to the NAV per unit at balance date due to distributions payable and fee accruals.

Distribution Components

Distribution components, which can be found in the 'Our Funds' section of the Magellan Financial Group ("MFG") website, www.magellangroup.com.au are as follows:

	31 Dec 2022 Interim Distribution CPU	30 Jun 2023 Final Distribution CPU	31 Dec 2021 Interim Distribution CPU	30 Jun 2022 Final Distribution CPU
Domestic Income				
Interest	-	-	-	-
Other income	-	-	-	-
Foreign Sourced Income	-	-	-	-
Foreign income tax offsets	-	-	-	-
Capital Gains (NTARP)				
Discounted	-	-	-	-
AMIT CGT Gross up	-	-	-	-
Other non-attributable amounts (tax deferred amounts)	7.3300	7.0800	7.0700	7.3000
Attribution amount	7.3300	7.0800	7.0700	7.3000
Tax offsets				
AMIT cost base net increase ¹	-	-	-	-
Franking credits	-	-	-	-
Foreign income tax offsets	-	-	-	-
Cash Distribution	7.3300	7.0800	7.0700	7.3000

¹ Under the AMIT rules, where income attributed to an investor is more than the cash distribution paid, the tax cost base of the investor's units will increase by a corresponding amount.

Responsible Entity's Report

for the year ended 30 June 2023

4.2. Total Indirect Cost Ratio

The Total Indirect Cost Ratio ("ICR") is the ratio of the Fund's actual management costs over the average portfolio value expressed as a percentage. Management costs, accrued within the Fund's unit prices on a daily basis, include management and performance fees but do not include transactional and operational costs such as brokerage or foreign withholding tax.

	30 Jun 2023 %	30 Jun 2022 %
Management fee	1.35	1.35
Performance fee ¹	-	-
Total Indirect Cost Ratio	1.35	1.35

¹ Performance fees are calculated on six monthly measurement periods ending on 30 June and 31 December of each calendar year. The Performance fees component of the ICR is calculated on an accrual basis for each measurement period.

4.3. Performance Returns

The performance returns, have been calculated using the NAV per unit for the Fund, which is after fees and expenses, assuming the reinvestment of distributions. The returns are calculated daily, compounded to produce longer period returns.

	30 Jun 2023 %	30 Jun 2022 %
Growth return ¹	8.7	(21.5)
Distribution return ²	5.1	3.4
Total Return³	13.8	(18.1)

¹ The Growth return is calculated daily as a percentage by dividing the NAV per unit (ex-distribution) by the previous day's NAV per unit (ex-distribution) minus 1; the daily Growth returns are then compounded to produce longer period returns.

² The Distribution return is calculated as a percentage by subtracting the Growth return from the Total Return.

³ The Total Return is calculated daily as a percentage by dividing the NAV per unit (cum-distribution) by the previous day's NAV per unit (cum-distribution) minus 1; the daily Total Returns are then compounded to produce longer period returns.

5. Strategy and Future Outlook

The Fund's investment objective is unchanged. The results of the Fund's operations will be affected by a number of factors, including the performance of investment markets in which the Fund invests. Therefore, investment performance is not guaranteed and future returns may differ from past returns. As investment conditions change over time, past returns should not be used to predict future returns.

The Fund provides daily unit prices, monthly fund updates, quarterly portfolio disclosures and annual investor reports, which can be found in the 'Our Funds' section of the MFG website, www.magellangroup.com.au and also the ASX website. Fund updates and investor reports include detailed discussions in relation to some investee companies from time to time along with general outlook commentary.

6. Interest in the Fund

The movement in units on issue in the Fund is disclosed in Note 8 to the Financial Statements.

7. Likely Developments and Expected Results of Operations

The Fund will continue to invest in companies and businesses in accordance with the investment strategy as set out in the PDS.

The method of operating the Fund is not expected to change in the foreseeable future. However the results of the Fund's operations may be affected by a number of factors, including the performance of investment markets in which the Fund invests. Investment performance is not guaranteed and past returns should not be used to predict future returns.

Responsible Entity's Report

for the year ended 30 June 2023

8. Subsequent Events

On 25 July 2023, it was announced that Mr Andrew Formica was appointed as a Non-Executive Director with effect from 26 July 2023.

On 17 August 2023, it was announced that Mrs Deborah Page AM will be appointed as a Non-Executive Director with effect from 3 October 2023.

NAV moves as a result of a number of factors, including movements in asset prices and unitholder subscriptions and redemptions. Asset prices move daily and intraday indicative NAV per unit and daily NAV per unit are available on the MFG website and also the ASX website. Subsequent to balance date, as at 24 August 2023, the Fund had a NAV per unit of \$3.1993 with a net asset value of \$108,440,562 and 33,894,727 units on issue.

Other than the above and items disclosed throughout this Responsible Entity's Report, there have been no matters or circumstances arising after the end of the period that have significantly affected, or may significantly affect, the Fund's operations, the results of its operations, or the Fund's state of affairs in future financial periods.

9. Indemnification and Insurance of Directors and Officers

The Directors and Officers of the Responsible Entity in office are insured to the extent permitted by law for losses, liabilities, costs and charges in defending any legal proceedings arising out of their conduct while acting in their capacity as Directors and Officers of the Responsible Entity, other than for conduct involving a wilful breach of duty in relation to the Responsible Entity.

During the period, MAM paid an insurance premium to insure the Directors and Officers of the Responsible Entity. The terms of the contract prohibit the disclosure of the premiums paid.

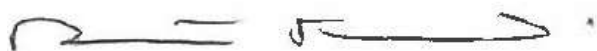
10. Rounding of Amounts

The Fund is of a kind referred to in the *ASIC Corporations (Rounding in Financial/Directors' Reports) Instrument 2016/191* and consequently amounts in the Responsible Entity's Report have been rounded to the nearest thousand dollars in accordance with that Legislative Instrument, or in certain cases, the nearest dollar.

11. Auditor's Independence Declaration

A copy of the Auditor's Independence Declaration as required under section 307C of the *Corporations Act 2001* is set out on page 8.

This report is made in accordance with a resolution of the Directors of the Responsible Entity.




Robert Fraser
Chairman

Sydney, 28 August 2023

Auditor's Independence Declaration to the Directors of Magellan Asset Management Limited as responsible entity of Magellan Global Equities Fund (Currency Hedged)

As lead auditor for the audit of Magellan Global Equities Fund (Currency Hedged) for the financial year ended 30 June 2023, I declare to the best of my knowledge and belief, there have been:

- a. No contraventions of the auditor independence requirements of the *Corporations Act 2001* in relation to the audit;
- b. No contraventions of any applicable code of professional conduct in relation to the audit; and
- c. No non-audit services provided that contravene any applicable code of professional conduct in relation to the audit.



Ernst & Young



Clare Sporle
Partner

Sydney, 28 August 2023

Statement of Profit or Loss and Comprehensive Income

for the year ended 30 June 2023

	Note	30 Jun 2023 \$'000	30 Jun 2022 \$'000
Investment Income			
Dividend and distribution income		2,041	3,577
Interest income		205	8
Other income		23	1
Net change in fair value of investments		16,403	(42,415)
Net gains/(losses) on foreign exchange settlements, derivative contracts and cash		14	(27)
Total Net Investment Income/(Loss)		18,686	(38,856)
Expenses			
Management fees	11	1,854	3,760
Performance fees	11	18	2
Finance costs		1	1
Transaction costs		34	149
Withholding tax on dividends and distributions income		325	485
Total Expenses		2,232	4,397
Profit/(Loss)		16,454	(43,253)
Other comprehensive income		-	-
Total Comprehensive Income/(Loss)		16,454	(43,253)
Basic Earnings Per Unit (Cents)	9	37.48	(58.12)
Diluted Earnings Per Unit (Cents)	9	37.48	(58.12)

The above Statement of Profit or Loss and Comprehensive Income should be read in conjunction with the accompanying Notes to the Financial Statements.

Statement of Financial Position

as at 30 June 2023

	Note	30 Jun 2023 \$'000	30 Jun 2022 \$'000
Assets			
Cash and cash equivalents	3	8,577	13,443
Receivables	5	1,104	2,071
Derivative assets	6	41	675
Investments	6	114,482	148,509
Total Assets		124,204	164,698
Liabilities			
Distributions payable	2	2,549	3,761
Payables	7	644	868
Derivative liabilities	6	2,285	3,748
Total Liabilities		5,478	8,377
Total Unitholders' Equity		118,726	156,321

The above Statement of Financial Position should be read in conjunction with the accompanying Notes to the Financial Statements.

Statement of Changes in Equity

for the year ended 30 June 2023

	Note	30 Jun 2023 \$'000	30 Jun 2022 \$'000
Unitholders' Equity at the beginning of the Period		156,321	341,331
Transactions with Unitholders in their Capacity as Owners:			
Units issued		2,687	8,014
Units issued under Distribution Reinvestment Plan		487	665
Units redeemed		(51,484)	(141,071)
Distributions paid and payable	2	(5,739)	(9,365)
Total transactions with Unitholders		(54,049)	(141,757)
Profit/(loss)		16,454	(43,253)
Other comprehensive income		-	-
Total comprehensive Income/(Loss)		16,454	(43,253)
Total Unitholders' Equity at the end of the Period		118,726	156,321

The above Statement of Changes in Equity should be read in conjunction with the accompanying Notes to the Financial Statements.

Statement of Cash Flows

for the year ended 30 June 2023

	Note	30 Jun 2023 \$'000	30 Jun 2022 \$'000
Cash flows from Operating Activities			
Dividends and distributions received (net of withholding tax)		1,783	2,968
Interest received		192	2
Other income received		23	1
Finance costs paid		(1)	(1)
Management and performance fees paid		(1,880)	(3,916)
Transaction costs paid		(34)	(149)
Net cash inflow/(outflow) from Operating Activities	4	83	(1,095)
Cash flows from Investing Activities			
Purchase of investments		(55,564)	(81,883)
Proceeds from sale of investments		114,527	244,002
Net foreign exchange gain/(loss)		94	757
Net cash flows from settlement of forward foreign currency contracts		(8,861)	(23,257)
Net cash inflow/(outflow) from Investing Activities		50,196	139,619
Cash flows from Financing Activities			
Receipts from issue of units		2,687	8,014
Payments for redemption of units		(51,390)	(140,735)
Distributions paid		(6,464)	(10,956)
Net cash inflow/(outflow) from Financing Activities		(55,167)	(143,677)
Net Increase/(Decrease) in Cash and Cash Equivalents			
Cash and cash equivalents at the beginning of the period		13,443	18,579
Effect of exchange rate fluctuations on cash and cash equivalents		22	17
Cash and Cash Equivalents at the end of the Period	3	8,577	13,443

The above Statement of Cash Flows should be read in conjunction with the accompanying Notes to the Financial Statements.

Notes to the Financial Statements

for the year ended 30 June 2023

Overview

The Magellan Global Equities Fund (Currency Hedged) (the "Fund") is a registered managed investment scheme under the *Corporations Act 2001* and was admitted to trading status on the ASX under the AQUA Rules. The Fund was registered on 14 July 2015 and in accordance with the Fund's Constitution, commenced on the date that the first unit was issued, which was 10 August 2015. The Fund terminates on the day immediately preceding the 80th anniversary of the date of commencement, unless terminated earlier in accordance with the Fund's Constitution.

MAM (ABN 31 120 593 946) is the Responsible Entity of the Fund.

This financial report was authorised for issue by the Directors of the Responsible Entity on 28 August 2023. The Directors have the power to amend and reissue this financial report.

The Fund is considered a for-profit unit trust for the purpose of this financial report.

1. Basis of Preparation

This general purpose financial report is presented in Australian Dollars and has been prepared in accordance with the *Corporations Act 2001*, Australian Accounting Standards ("AASB") and Interpretations issued by the Australian Accounting Standards Board, other mandatory professional reporting requirements and the Fund's Constitution. The financial report also complies with International Financial Reporting Standards ("IFRS") as issued by the International Accounting Standards Board.

The Statement of Financial Position is presented on a liquidity basis. Assets and liabilities are presented in decreasing order of liquidity and are not distinguished between current and non-current. All material balances are expected to be recovered or settled within 12 months, except for financial assets and liabilities at fair value through profit or loss. These fair value assets and liabilities comprise mainly investments that are managed based on the economic circumstances at any given point in time, as well as to meet any liquidity requirements. Consequently, the investments that may be realised within 12 months cannot be determined at balance date.

All amounts in the financial statements are rounded to the nearest thousand dollars (\$'000) or in certain cases, the nearest dollar, unless otherwise stated in accordance with the *ASIC Corporations (Rounding in Financial/Directors' Reports) Instrument 2016/191*.

1.1. Accounting Policies

The accounting policies adopted in the preparation of this financial report are contained within the notes to which they relate. The policies adopted in the preparation of this financial report are consistent with those of the previous financial period. The Fund has not early adopted any accounting standard, interpretation or amendment that has been issued but is not yet effective at balance date.

1.2. Foreign Currency Translation

The functional and presentation currency of the Fund is the Australian Dollar, as determined in accordance with AASB 121 *The Effects of Changes in Foreign Exchange Rates*. Transactions denominated in foreign currencies are translated into Australian Dollars at the foreign currency exchange rate at the date of the transaction. Monetary assets and liabilities denominated in foreign currencies are translated to Australian Dollars at the foreign currency closing exchange rate at balance date.

Foreign currency exchange differences arising on translation, and realised gains and losses on disposals or settlements of monetary assets and liabilities are recognised in profit or loss. Non-monetary assets and liabilities denominated in foreign currencies that are measured at fair value are translated to Australian Dollars at the foreign currency closing exchange rates at the dates that the values were determined. Foreign currency exchange differences relating to monetary items, including cash and cash equivalents, are presented separately in profit or loss.

Notes to the Financial Statements

for the year ended 30 June 2023

1.3. Investment Income

Dividend and Distribution Income

Dividend and distribution income is recognised on the applicable ex-dividend/distribution date gross of withholding tax, which is recorded as an expense in profit or loss. Dividends and distributions received are presented net of withholding tax in the Statement of Cash Flows.

Net Change in Fair Value of Investments

Realised and unrealised gains and losses on investments measured at fair value through profit or loss are recognised in the Statement of Profit or Loss and Comprehensive Income. The net change in fair value does not include dividend and distribution income.

Interest Income

Interest income is recognised on an accrual basis using the effective interest rate method.

1.4. Expenses

All expenses are recognised in profit or loss on an accruals basis.

1.5. Income Tax

On 5 May 2016, the Attribution Managed Investment Trust ("AMIT") regime was established under the *Tax Laws Amendment (New Tax System for Managed Investment Trusts) Act 2016*. The AMIT regime allows Managed Investment Trusts that meet certain requirements to make an irrevocable choice to be an AMIT. The Fund elected into the AMIT regime effective 30 June 2018.

Under current income tax legislation, the Fund is not subject to income tax provided the Fund attributes the entirety of its taxable income to unitholders.

The Fund currently incurs withholding tax imposed by certain countries on investment income. Such income is recorded gross of withholding tax in profit or loss. The benefits of foreign withholding tax paid, and of imputation credits attaching to Australian franked dividends, are passed onto unitholders.

1.6. Goods and Services Tax

The Goods and Services Tax ("GST") incurred on the costs of various services provided to the Fund by third parties, such as custodial services and management fees, have been passed onto the Fund. The Fund qualifies for Reduced Input Tax Credits ("RITC") at a rate of 55%- 75% and is also eligible to recover GST on offshore transactions. Management and performance fees and other expenses have been recognised in profit or loss net of the amount of GST recoverable from the Australian Taxation Office. Receivables and payables are stated inclusive of GST. The net amount of GST recoverable from, or payable to, the taxation authority is included in the Statement of Financial Position as a receivable or payable. Cash flows are included in the Statement of Cash Flows on a gross basis.

1.7. Critical Accounting Estimates and Judgements

The preparation of the Fund's financial statements required the Directors to make judgements, estimates and assumptions that affect the amounts reported in the financial statements. The Directors base their judgements and estimates on historical experience and various other factors they believe to be reasonable under the circumstances, but which are inherently uncertain and unpredictable. As a result, actual results could differ from those estimates.

Where listed equities have no active market the Directors determine fair value with reference to external observable information and conditions existing at balance date. Fair values may however move materially with movements in market prices (refer Note 12). As most investments are valued with reference to the listed quoted prices and the Fund's cash is held with strongly rated financial institutions, the Fund's financial assets and liabilities are not subject to significant judgement or complexity.

Notes to the Financial Statements

for the year ended 30 June 2023

2. Distributions to Unitholders

Distributions are determined by the Responsible Entity of the Fund and are payable as set out in the Fund's PDS. Distributable income includes capital gains arising from the disposal of financial assets and liabilities. Unrealised gains and losses on financial assets and liabilities that are recognised as income are transferred to unitholders' equity and are not assessable or distributable until realised. Net realised capital losses and tax losses are not distributed to unitholders but are retained to be offset against any realised capital gains and future assessable income respectively. The Responsible Entity may attribute an amount to a unitholder on redemption.

The Fund intends to target a cash distribution yield of 4% per annum, paid semi-annually for the periods ended June and December. The Target Cash Distribution ("TCD") for each period will be determined by using the average of the month-end NAV per unit over a two year rolling period ending on the last business day of the prior distribution period.

Distributions to unitholders are recognised directly in equity and presented in the Statement of Changes in Equity. A distribution payable is recognised in the Statement of Financial Position where the distribution has been declared but remains unpaid at balance date.

Distributions for the periods ended 30 June are as follows:

	\$'000	CPU	Date Paid
Period ended 30 June 2023			
Interim distribution paid	3,190	7.33	18 Jan 2023
Final distribution payable	2,549	7.08	21 Jul 2023

	\$'000	CPU	Date Paid
Period ended 30 June 2022			
Interim distribution paid	5,604	7.07	19 Jan 2022
Final distribution payable	3,761	7.30	21 Jul 2022

On 6 July 2023, MAM announced the TCD for the six month period ended 31 December 2023 will be 6.80 CPU.

Notes to the Financial Statements

for the year ended 30 June 2023

Distribution Reinvestment Plan

The Fund's Distribution Reinvestment Plan ("DRP") was available to eligible unitholders during the period. Under the terms of the DRP, eligible unitholders are able to elect to reinvest all or part of their cash distributions in additional units in the Fund, free of any brokerage or other transaction costs. Units are issued and/or transferred to DRP participants at a price determined by MAM in accordance with the DRP Rules. Details of the DRP for the interim and final distributions are as follows:

	31 Dec 2022 Interim Distribution	30 Jun 2023 Final Distribution	31 Dec 2021 Interim Distribution	30 Jun 2022 Final Distribution
DRP issue price (\$)	2.9447	3.2972	3.9360	3.0338
DRP unitholder participation rate (%)	7.16	7.61	5.99	6.92
Number of units issued under DRP	77,003	58,860	85,276	85,770
Value of units issued under DRP (\$'000)	227	194	336	260
DRP issue date	18 Jan 2023	21 Jul 2023	19 Jan 2022	21 Jul 2022

3. Cash and Cash Equivalents

	30 Jun 2023 \$'000	30 Jun 2022 \$'000
Cash at bank - denominated in Australian Dollars	8,131	12,878
Cash at bank - denominated in foreign currency:		
United States Dollars	365	507
British Pounds	19	18
Canadian Dollars	19	-
Swiss Francs	17	16
Euro	16	15
Hong Kong Dollars	10	9
Total Cash and Cash Equivalents	8,577	13,443

Cash comprises cash at bank. Cash equivalents are short-term highly liquid investments that are readily convertible to known amounts of cash and are subject to an insignificant risk of changes in value.

Notes to the Financial Statements

for the year ended 30 June 2023

4. Statement of Cash Flows Reconciliation

	30 Jun 2023 \$'000	30 Jun 2022 \$'000
Reconciliation of Cash Flows from Operating Activities		
Profit/(loss)	16,454	(43,253)
Net changes in fair value of investments	(16,403)	42,415
Net (gain)/loss on foreign currency transactions and cash settlements	-	30
Net (increase)/decrease in receivables	71	(70)
Net increase/(decrease) in payables	(39)	(217)
Net Cash Inflow/(Outflow) from Operating Activities	83	(1,095)
Non-Cash Investing and Financing Activities		
Distributions reinvested into units in the Fund	487	665

5. Receivables

	30 Jun 2023 \$'000	30 Jun 2022 \$'000
Due from brokers - receivable for securities sold	642	1,539
Dividend and distribution receivable	11	55
Interest receivable	19	6
Recoverable GST and foreign withholding tax	430	470
Other receivables	2	1
Total Receivables	1,104	2,071

Receivables comprise amounts due from brokers for sales of assets unsettled at balance date, dividends and trust distributions declared but not yet received, and reclaimable taxes. They are recognised and carried at amortised cost using the effective interest rate method and adjusted for changes in foreign exchange rates where applicable. A provision is deducted from receivables for uncollectible amounts based on expected credit losses, if applicable. Expected credit losses are calculated as the difference between the contractual cash flows due in accordance with the contract and all the cash flows that the Fund expects to receive, discounted at an approximation of the original effective interest rate. The Fund applies the simplified approach for receivables whereby the loss allowance is based on lifetime expected credit losses at each balance date.

At balance date, the Fund's receivables, excluding recoverable GST and foreign withholding tax, were due within 0 to 30 days (June 2022: 0 to 30 days). Recoverable GST is due within 30 to 90 days (June 2022: 30 to 90 days). Foreign withholding tax is due within 2 to 4 years (June 2022: 2 to 4 years) depending on the jurisdiction. No amounts are impaired or past due at 30 June 2023 or 30 June 2022.

Notes to the Financial Statements

for the year ended 30 June 2023

6. Investments and Derivatives

The Fund classifies its equity securities, derivative assets and derivative liabilities as financial assets and liabilities at fair value through profit or loss. The Fund discloses the fair value measurements of financial assets and financial liabilities using a three-level fair value hierarchy to reflect the source of valuation inputs used when determining the fair value as follows:

- Level 1: quoted (unadjusted) prices in active markets for identical assets or liabilities. The fair value of these securities is based on the closing price for the security as quoted on the relevant exchange.
- Level 2: valuation techniques using observable inputs either directly (as prices) or indirectly (derived from prices). The fair value of derivatives is based on a discounted cash flow analysis using quoted market inputs (spot and forward rates, volatility) adjusted for specific features of the instruments and applied debit and credit valuation adjustments based on the Fund's, or the derivative counterparties' current credit worthiness.
- Level 3: valuation techniques using non-market observable inputs.

	30 Jun 2023 \$'000	30 Jun 2022 \$'000
Investments (Level 1)		
United States	78,733	103,531
France	7,165	6,360
Switzerland	6,670	12,848
United Kingdom	6,240	13,859
Germany	4,976	4,282
Netherlands	4,885	4,960
Canada	3,417	-
Hong Kong	2,396	-
Spain	-	2,669
Total Investments	114,482	148,509
Derivative Assets (Level 2)		
Forward foreign currency contracts	41	675
Total Derivative Assets	41	675
Derivative Liabilities (Level 2)		
Forward foreign currency contracts	2,285	3,748
Total Derivative Liabilities	2,285	3,748

The Fund does not hold any level 3 financial assets or liabilities. There have been no transfers between any of the three levels in the hierarchy during the period and the Fund's policy is to recognise transfers into and out of fair value hierarchy levels as at balance date.

Financial assets and liabilities held at fair value through profit or loss are measured initially at fair value, which in the case of the Fund is the transaction price. Brokerage costs are expensed immediately in the profit or loss. Subsequent to initial recognition, all financial assets and liabilities classified at fair value through profit or loss are measured at fair value. Changes in fair value are recognised in profit or loss. The net change in fair value does not include dividend or distribution income.

Purchases and sales are recognised on trade date, being the date the Fund commits to purchase or sell the asset. Financial assets are derecognised when the contractual rights to the cash flows from the assets expire or are transferred. A transfer occurs when substantially all the risks and rewards of ownership are passed to a third party. Financial liabilities are derecognised when the obligation specified in the contract is discharged, cancelled or expired.

The fair value of equity securities traded in active markets is based on their quoted market prices at balance date without any deduction for estimated future selling costs. The quoted market price used for securities held by the Fund is the closing price for the security as quoted on the relevant stock exchange. If a quoted market price is not available on a recognised stock exchange or from a broker/dealer for non-exchange-traded financial instruments, the fair value of the instrument is estimated using valuation techniques including recent arm's length market transactions, reference to the current fair value of other instruments that are substantially the same, discounted cash flow techniques, option pricing models or any other valuation techniques commonly used by market participants.

Notes to the Financial Statements

for the year ended 30 June 2023

Derivatives are contracts whose value is derived from one or more underlying price, index or other variable. Derivatives are included in the Statement of Financial Position as an asset when the fair value at balance date is positive and classified as a liability when the fair value at balance date is negative.

The equity securities, including stock exchange domicile, held by the Fund are:

Company Name	Exchange Listing	30 Jun 2023 Holding	30 Jun 2022 Holding	30 Jun 2023 \$'000	30 Jun 2022 \$'000
Microsoft	United States	14,161	33,421	7,245	12,482
Amazon.com	United States	34,422	24,145	6,741	3,729
Lowe's	United States	15,315	18,120	5,193	4,603
Apple	United States	17,499	-	5,099	-
Visa - Class A	United States	14,146	34,166	5,047	9,783
SAP	Germany	24,263	32,403	4,976	4,282
Intuit	United States	7,149	-	4,921	-
ASML Holdings	Netherlands	4,495	7,157	4,885	4,960
MasterCard	United States	8,234	18,058	4,865	8,285
Intercontinental Exchange	United States	28,216	45,515	4,793	6,224
Yum! Brands	United States	22,986	42,904	4,784	7,082
Chipotle Mexican Grill	United States	1,430	2,082	4,595	3,958
LVMH Moët Hennessy Louis Vuitton	France	3,126	2,524	4,422	2,232
McDonald's	United States	9,169	20,302	4,110	7,289
Nestle	Switzerland	20,770	35,245	3,753	5,966
United Health Group	United States	5,112	-	3,691	-
Brookfield	Canada	67,480	-	3,417	-
HCA Healthcare	United States	7,229	13,912	3,296	3,400
Diageo	United Kingdom	49,378	93,973	3,187	5,859
Reckitt Benckiser	United Kingdom	27,038	59,751	3,053	6,511
Trane Technologies	United States	10,317	-	2,964	-
Novartis	Switzerland	19,302	56,038	2,917	6,882
AIA Group	Hong Kong	158,041	-	2,396	-
Netflix	United States	3,327	-	2,202	-
WEC Energy	United States	16,240	19,024	2,153	2,784
Alphabet - Class C	United States	11,485	2,123	2,087	6,753
Alphabet - Class A	United States	9,567	768	1,720	2,434
Pepsico	United States	6,145	11,442	1,710	2,773
Eversource Energy	United States	14,240	20,146	1,517	2,475
Safran	France	6,054	16,320	1,423	2,337
L'Oreal	France	1,885	3,576	1,320	1,791
US Bancorp	United States	-	68,249	-	4,567
Procter & Gamble	United States	-	21,530	-	4,502
Crown Castle International	United States	-	17,867	-	4,375
Meta Platforms - class A shares	United States	-	14,735	-	3,455
Amadeus IT Group	Spain	-	33,020	-	2,669
Xcel Energy	United States	-	25,049	-	2,578
Lloyds Banking Group	United Kingdom	-	1,992,243	-	1,489
Total Investments				114,482	148,509

During the period 1,218 listed security transactions were made, incurring brokerage costs of \$14,200.

Notes to the Financial Statements

for the year ended 30 June 2023

7. Payables

	Note	30 Jun 2023 \$'000	30 Jun 2022 \$'000
Management fees payable	11	148	205
Performance fees payable	11	18	-
Due to brokers - payable for securities purchases		9	287
Redemptions payable		469	375
Other payables		-	1
Total Payables		644	868

Payables comprise trade creditors and accrued expenses owing by the Fund at balance date. Amounts due to brokers relating to the purchase of investments are usually settled between two and five days after trade date. Payables and accruals are recognised at amortised cost, using the effective interest rate method, at the point where the Fund becomes obliged to make payments in respect of the purchase of these goods and services.

At balance date, all payables mature in 0 to 90 days (June 2022: 0 to 90 days).

8. Unitholders' Equity

	30 Jun 2023 No. of Units '000	30 Jun 2022 No. of Units '000
Units on Issue		
Opening balance	51,527	88,358
Units issued	854	2,066
Units issued under DRP	163	170
Units redeemed	(16,536)	(39,067)
Units on Issue at end of the Period	36,008	51,527

Ordinary Units

Applications received are recorded net of entry fees. Redemptions from the Fund are recorded gross of exit fees. The Fund recognises the units issued or redeemed when settled, which is trade date.

Each unit confers upon the unitholder an equal interest in the Fund and is of equal value to other units in the Fund. A unit does not confer upon the holder any interest in any particular asset or investment of the Fund. The rights of unitholders are contained in the Fund's Constitution and include:

- the right to receive a distribution determined in accordance with the provisions of the Fund's Constitution;
- the right to attend and vote at meetings of unitholders;
- the right to participate in the termination and winding up of the Fund; and
- the right to redeem units, subject to restrictions disclosed in the Fund's PDS. Those restrictions may include where trading in units on the ASX are suspended for five consecutive business days. In this case, unitholders may apply to the Responsible Entity to make an off-market withdrawal of their investment from the Fund when the Fund is liquid. Where the Fund ceases to be liquid, units may only be withdrawn once an offer is made to all investors in the Fund in accordance with the Fund's Constitution.

There may be other circumstances where off-market withdrawals from the Fund are suspended for up to 28 days, including where:

- it is impracticable for the Responsible Entity, or the Responsible Entity is unable, to calculate the NAV of the Fund;
- the payment of withdrawal proceeds involves realising a significant portion of the Fund's assets which would, in the Responsible Entity's opinion, result in remaining investors bearing a disproportionate amount of capital gains tax or expenses, or suffering any other disadvantage or diminution of the value of units held;
- the Responsible Entity reasonably considers it would be in the interests of investors, or it is otherwise permitted by law; or
- the Responsible Entity receives withdrawal requests of an aggregate value that in its reasonable estimate exceeds 5% of the Fund's assets.

There are no separate classes of units and each unit in the Fund has the same rights attaching to it as all other units of the Fund.

Notes to the Financial Statements

for the year ended 30 June 2023

9. Earnings per Unit

Basic Earnings Per Unit ("EPU") is calculated as profit/(loss) for the period divided by the weighted average number of units on issue. Diluted earnings per unit is calculated by adjusting the basic earnings per unit to take into account the effect of any changes in income or expense associated with dilutive potential units and the weighted average number of additional ordinary units that would have been outstanding assuming the conversion of all dilutive potential ordinary units.

	30 Jun 2023	30 Jun 2022
Basic EPU		
Profit/(loss) attributable to unitholders (\$'000)	16,454	(43,253)
Weighted average number of units for basic EPU ('000)	43,901	74,422
Basic EPU (Cents)	37.48	(58.12)
Diluted EPU		
Profit/(loss) attributable to unitholders (\$'000)	16,454	(43,253)
Weighted average number of units for diluted EPU ('000)	43,901	74,422
Diluted EPU (Cents)	37.48	(58.12)
Earnings Reconciliation		
Profit/(loss) used in the calculation of basic and diluted EPU (\$'000)	16,454	(43,253)

As the Fund has no potential dilutive units, basic and diluted EPU are equal. Since the end of the period, the Fund has issued ordinary units under the DRP (refer Note 2).

10. Net Asset Value per Unit

The NAV per unit represents the net assets of the Fund presented in the Statement of Financial Position at balance date divided by the number of units on issue at balance date (refer Note 8).

	30 Jun 2023	30 Jun 2022
	\$	\$
NAV per unit	3.2972	3.0338

The NAV per unit at balance date may differ from the NAV per unit reported to the ASX due to distributions payable and fee accruals.

NAV moves as a result of a number of factors, including movements in asset prices and unitholder subscriptions and redemptions. Asset prices move daily and intraday indicative NAV per unit and daily NAV per unit are available on the MFG website and also the ASX website. Subsequent to balance date, as at 24 August 2023, the Fund had a NAV per unit of \$3.1993 with a net asset value of \$108,440,562 and 33,894,727 units on issue.

Notes to the Financial Statements

for the year ended 30 June 2023

11. Related Parties

Responsible Entity

The Responsible Entity of the Fund is MAM. MAM is a wholly-owned subsidiary of MFG, the immediate and ultimate parent entity of the Responsible Entity and both are considered to be related parties of the Fund.

Key Management Personnel

Key management personnel ("KMP") are those persons or corporate entities who have authority and responsibility for planning, directing and controlling the activities of the Fund. The Responsible Entity is responsible for managing the activities of the Fund and is considered to be a KMP. The Fund does not employ personnel in its own right.

The Directors of MAM are considered to be KMP. The Directors of MAM during the period and up to the date of this report are: Mr David Dixon (appointed 1 November 2022), Mr John Eales, Mr Andrew Formica (appointed 26 July 2023), Mr Robert Fraser, Ms Colette Garnsey, Mr David George (appointed 19 July 2022), Mr Hamish McLennan, Ms Kirsten Morton (resigned 3 July 2023) and Ms Karen Phin (resigned 20 October 2022). The Fund did not pay any compensation to the Directors of the Responsible Entity.

Responsible Entity Fees

Compensation is paid to the Responsible Entity in the form of fees as follows:

Management Fees

The Responsible Entity is entitled to receive management fees from the Fund for managing the assets and overseeing the operations of the Fund. The management fee is 1.35% per annum (excluding GST) of the value of the Fund, calculated daily. The Responsible Entity pays operating expenses of the Fund, such as audit and tax compliance fees, distribution costs, investor reporting, custody and fund administration costs. Management fees are calculated daily based on the NAV (before fees) of the Fund reflected in the daily unit prices of the Fund and are payable at the end of each month.

Performance Fees

Performance fees are calculated on six monthly calculation periods ending on 30 June and 31 December of each year. The Responsible Entity is entitled to Performance fees of 10% of excess return of the Fund above the higher of the index relative hurdle and the absolute return hurdle, subject to exceeding the applicable high watermark and an overall cap. Performance fees crystallise at the end of a calculation period, or when units are redeemed, subject to a performance fee entitlement existing at the date of redemption. The estimated NAV of the Fund includes a performance fee accrual equal to the amount that would be payable if it were the end of a calculation period. Further details of the performance fees can be found in the Fund's PDS which is available at www.magellangroup.com.au.

Total Management and Performance Fees

The fees paid/payable by the Fund are net of any applicable reduced input tax credits (refer Note 1.6). The management and performance fees paid/payable by the Fund are as follows:

	30 Jun 2023	30 Jun 2022
	\$	\$
Management fees	1,854,088	3,760,037
Performance fees	17,941	1,869
Total Fees Expensed in the Statement of Profit or Loss and Other Comprehensive Income	1,872,029	3,761,906
Total Fees Payable in the Statement of Financial Position	166,305	204,594

Notes to the Financial Statements

for the year ended 30 June 2023

Transactions with Related Parties

The number of units held and related transactions during the period by each KMP, including their personally-related parties, in the Fund is as follows:

	30 Jun 2022				30 Jun 2023			
	Acquired/ disposed Number ¹	Holding Number	%	Distribution paid/ payable \$ ²	Acquired/ disposed Number ¹	Holding Number	%	Distribution paid/ payable \$ ²
MFG	-	6,362,293	12.35	914,262	-	6,362,293	17.67	916,806

Directors

Brett Cairns ³	203	11,699	na	-	-	-	-	-
---------------------------	-----	--------	----	---	---	---	---	---

¹ Includes DRP units allotted.

² Represents the interim distribution paid and final distribution payable for the period, comprising cash paid and DRP units issued.

³ Holdings shown at date of resignation, 6 December 2021.

Transactions between the Fund and related parties are subject to the same terms and conditions as those entered into by other unitholders. Unless specified above, no other KMP held units in the Fund.

12. Capital and Financial Risk Management

Financial Risk Management

The Fund's investment portfolio primarily comprises listed equity investments. The investment objectives of the Fund are to achieve attractive risk-adjusted returns over the medium to long-term, whilst reducing the risk of permanent capital loss, in accordance with its investment strategy (as detailed in the current PDS). The Fund's investing activities expose it to various types of risks including concentration risk, market risk, liquidity risk and credit risk.

Financial risk management is carried out under policies approved by the Responsible Entity. The risk management programme focuses on ensuring compliance with the Fund's PDS and seeks to maximise the returns derived for the level of risk to which the Fund is exposed.

The following disclosures in relation to the various risks of the Fund's portfolio have been based on the Fund's direct holdings.

Concentration Risk

Concentration risk indicates the relative sensitivity of the Fund's performance to developments affecting a particular industry or geographical location. The Fund holds a concentrated portfolio of investments, and the returns of the Fund may be dependent upon the performance of individual companies. The concentrated exposure may lead to increased volatility in the Fund's unit price, and also increases the risk of poor performance. The Fund's concentration risk is managed in accordance with the portfolio risk controls for the Fund, which are approved by MAM's Investment Committee.

Market Risk

Market risk is the risk that the fair value or future cash flows of financial instruments will fluctuate due to changes in market variables such as equity prices, foreign exchange rates, and interest rates.

Equity Price Risk

Equity price risk is the risk that the fair value of equities decreases as a result of changes in market prices, whether those changes are caused by factors specific to the individual stock or factors affecting all instruments in the market. The size and diversification of the portfolio is sufficient to ensure the Fund's returns are not overly correlated to a single company, industry specific or macroeconomic risk but the returns of the portfolio are not expected to be perfectly correlated to any market or sector index. If equity markets as a whole rise or fall by 5%, the return of the Fund may increase or decrease by different amounts.

For illustrative purposes an increase of 5% in the market prices of each of the Fund's investments held at balance date, assuming all other variables remain constant, would have had the following impact on the Fund's profit/(loss) and unitholders' equity.

Notes to the Financial Statements

for the year ended 30 June 2023

	30 Jun 2023 \$'000	30 Jun 2022 \$'000
Impact on unitholders' equity and profit/(loss)	5,724	7,425

A decrease of 5% in the market price of each of the Fund's investments would have had an equal but opposite effect on the Fund's profit/(loss) and unitholders' equity.

Currency Risk

Currency risk is the risk that the fair value of financial assets and liabilities will fluctuate due to changes in foreign exchange rates. Assets and liabilities that the Fund may typically own and that can be affected by foreign exchange rate fluctuations include equities listed on foreign exchanges, cash, forward foreign currency contracts, outstanding broker settlements, and outstanding receipts of income from foreign companies.

The Fund invests in financial assets denominated in currencies other than the Australian Dollar and is therefore exposed to the risk that the movement in the foreign exchange rates will cause fluctuations in profit or loss. The Fund uses forward foreign currency contracts to mitigate this risk by hedging the underlying exposure to financial assets denominated in currencies other than the Australian Dollar.

Due to daily changes in the fair value of underlying assets, the face value of hedging contracts will not always completely eliminate currency exposure. The appropriateness of the amounts hedged is monitored daily and adjusted if the total net exposure of the Fund to any individual foreign currency is greater than 5% of the net assets of the Fund.

The Fund's total net exposure to fluctuations in foreign currency exchange rates, in Australian Dollars at balance date is:

	30 Jun 2023 \$'000	30 Jun 2022 \$'000
Assets and liabilities denominated in:		
United States Dollars	1,475	(999)
Swiss Francs	394	37
Canadian Dollars	149	-
Euro	132	(229)
British Pounds	68	(167)
Hong Kong Dollars	(82)	9

For illustrative purposes the changes in profit or loss and unitholders' equity that would arise from a 5% increase or decrease in the Australian Dollar, at balance date, relative to each currency to which the Fund is exposed (based on assets and liabilities) are as follows:

	30 Jun 2023		30 Jun 2022	
	5% increase A\$'000	5% decrease A\$'000	5% increase A\$'000	5% decrease A\$'000
Assets and liabilities denominated in:				
United States Dollars	(70)	78	48	(53)
Swiss Francs	(19)	21	(2)	2
Canadian Dollars	(7)	8	-	-
Euro	(6)	7	11	(12)
British Pounds	(3)	4	8	(9)
Hong Kong Dollars	4	(4)	-	-

Interest Rate Risk

Interest rate risk is the risk that the fair value of a financial instrument will fluctuate due to changes in market interest rates.

The primary exposure to interest rate movements arises on the Fund's cash balances. The value of cash balances is sensitive to the RBA cash rate.

Interest rate movements have an insignificant impact upon the Fund's recorded net profit or equity.

Notes to the Financial Statements

for the year ended 30 June 2023

Market Making Risk

The Responsible Entity, on behalf of the Fund, may provide liquidity to investors on the ASX by acting as a buyer and seller of units in the Fund. At the end of each Business Day, the Responsible Entity, on behalf of the Fund, may create or cancel units by applying for or redeeming its net position in units bought or sold on the ASX. The Responsible Entity has appointed an independent market participant to act as its agent to transact and facilitate settlement on its behalf. Market making risk comprises:

- the risk that the market making agent makes an error in executing the Fund's market making services. If the market making agent does not fulfil its settlement processing obligations in a correct and timely manner, the Fund could suffer a loss; and
- the risk of an error in the execution of market making activities, or in the price at which units are transacted on the ASX. As many overseas stock exchange markets in which the Fund invests are closed during the ASX trading day, it is not possible for the Responsible Entity to hedge the Fund's market making activities. This may result in either a cost or a benefit to the Fund.

In order to mitigate this risk, the Responsible Entity, on behalf of the Fund, has the discretion to increase the spread at which it makes a market and also has the right to cease making a market subject to its obligations under the AQUA Rules and ASX Operating Rules.

Liquidity Risk

Liquidity risk is the risk that the Fund will encounter difficulty in meeting obligations associated with financial liabilities on the due date or will be forced to sell financial assets at a value which is less than they are worth.

This risk is managed by the Fund maintaining sufficient cash reserves to meet its normal operating requirements and holding investments that are traded in active markets and can be readily disposed. The majority of the Fund's listed securities are considered readily realisable as they are listed on stock exchanges around the world.

In addition, the Fund's Constitution and PDS allow the Responsible Entity to suspend capital withdrawals from the Fund for up to 28 days, at its discretion, if withdrawal requests would require the disposal of 5% or more of the Trust Property of the Fund, the payment of withdrawals would disadvantage remaining unitholders by imposing a disproportionate share of capital gains tax liabilities, or if the Responsible Entity reasonably considers it to be in the interests of remaining unitholders of the Fund.

At balance date, the Fund had an obligation to settle payables (including distribution payable) of \$3,193,000 (June 2022: \$4,629,000) maturing in less than one month and derivative liabilities of \$2,285,000 (June 2022: \$3,748,000) settled within one month. The Fund had cash and receivables totalling \$9,681,000 (June 2022: \$15,514,000) to cover these liabilities.

Credit Risk

Credit risk refers to the risk that a counterparty will fail to meet its contractual obligations resulting in financial loss to the Fund. Market prices generally take counterparty credit into account and therefore the risk of loss is implicitly provided for in the carrying value of financial assets and liabilities held at fair value.

The Fund's maximum exposure to credit risk is the carrying amount of all cash and cash equivalents, financial assets and receivables recognised in the Statement of Financial Position as well as the value of any financial commitments which the Fund would assume in the event of counterparty default.

The Fund minimises concentrations of credit risk by undertaking transactions with numerous reputable brokers, and by ensuring cash balances are held with and managed by financial intermediaries with acceptable credit ratings as determined by a recognised rating agency. To further mitigate this risk, the credit rating and financial positions of the brokers used by the Fund are regularly monitored. Credit risk relating to outstanding settlements is considered low due to the short settlement periods involved.

The Fund uses derivative financial instruments for currency hedging purposes. Derivatives are not used to gear (leverage) the portfolio. The Fund may have credit risk arising from forward foreign currency positions if the market value of those positions is positive. At balance date, the market value of the forward foreign currency contracts was \$41,000 (June 2022: \$675,000).

The Fund is also exposed to the credit risk of The Northern Trust Company ("NT") which is the appointed custodian of the Fund. In acting as custodian, NT is required to comply with the relevant provisions of the *Corporations Act 2001*, applicable ASIC regulatory guides and class orders relating to registered managed investment schemes property arrangements with custodians. The credit quality of NT's long-term deposit/debt is rated at balance date, by Standard and Poor's as AA- and by Moody's as Aa2 (June 2022: Standard and Poor's as AA- and by Moody's as Aa2).

Notes to the Financial Statements

for the year ended 30 June 2023

13. Segment Information

An operating segment is a distinguishable component of the Fund that is engaged in business activity from which the Fund earns revenues and incurs expenses, whose operating results are regularly reviewed by the Fund's chief operating decision maker in order to make decisions about the allocation of resources to the segment and assess its performance, and for which discrete financial information is available. The chief operating decision maker has been determined as the Chief Executive Officer.

The Fund's investments are managed on a single portfolio basis and in one business segment being equity investment, as well as in one geographic segment being Australia. The Fund continues to have foreign exposures as it invests in companies which operate internationally.

14. Auditor's Remuneration

The following amounts were paid or payable by the Responsible Entity on behalf of the Fund for services provided by the auditor of the Fund, Ernst & Young Australia:

	30 Jun 2023	30 Jun 2022
	\$	\$
Fees for audit and review of statutory financial reports	28,770	27,400
Fees for audit related services ¹	1,292	1,279
Fees for other services:		
Taxation compliance services ²	7,000	7,000
Total Auditor Remuneration	37,062	35,679
% of non-audit fees paid to auditor	18.9%	19.6%

¹ Comprises review of ICR calculations.

² Comprises review of income tax returns and distribution calculations.

Auditor Tenure

MAM as Responsible Entity or Trustee has appointed Ernst & Young as auditor. Ernst & Young is the auditor of all Funds where MAM is the Responsible Entity or Trustee. The external audit was last put out to tender in 2018, which aligned to the auditor's 10 year anniversary, and Ernst & Young was reappointed auditor (where relevant to a Fund that was formed prior to 2018) as it scored highest across all requirements and the Board of the Responsible Entity or Trustee was satisfied that appropriate safeguards were in place to ensure the required independence of Ernst & Young. Ms Clare Sporle has served as lead audit partner since August 2019. In accordance with the *Corporations Act 2001* the next rotation of the lead audit partner is planned to occur after the completion of the 30 June 2024 financial year audit.

15. Contingent Assets, Contingent Liabilities and Commitments

At balance date, the Fund has no contingent assets, liabilities or commitments (June 2022: nil).

16. Subsequent Events

On 25 July 2023, it was announced that Mr Andrew Formica was appointed as a Non-Executive Director with effect from 26 July 2023.

On 17 August 2023, it was announced that Mrs Deborah Page AM will be appointed as a Non-Executive Director with effect from 3 October 2023.

Other than the above and items disclosed throughout this financial report there have been no matters or circumstances arising after the end of the period that have significantly affected, or may significantly affect, the Fund's operations, the results of its operations, or the Fund's state of affairs in future financial periods.

Directors' Declaration

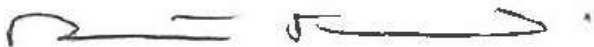
for the year ended 30 June 2023

In the Directors' opinion,

- a. the financial statements and notes set out on pages 9 to 26 are in accordance with the *Corporations Act 2001*, including:
 - i. giving a true and fair view of the financial position of the Fund as at 30 June 2023 and of its performance as represented by the results of its operations and cash flows for the period ended on that date; and
 - ii. complying with Australian Accounting Standards, the *Corporations Regulations 2001*, International Financial Reporting Standards as disclosed in Note 1 and other mandatory professional reporting requirements; and
- b. there are reasonable grounds to believe that the Fund will be able to pay its debts as and when they become due and payable.

This declaration has been made after receiving the declarations required to be made to the Directors in accordance with section 295A of the *Corporations Act 2001* for the year ended 30 June 2023.

This declaration is made in accordance with a resolution of the Directors of the Responsible Entity.



Robert Fraser
Chairman

Sydney, 28 August 2023

Independent auditor's report to the unitholders of Magellan Global Equities Fund (Currency Hedged)

Report on the audit of the financial report

Opinion

We have audited the financial report of Magellan Global Equities Fund (Currency Hedged) (the Fund), which comprises the statement of financial position as at 30 June 2023, the statement of profit or loss and comprehensive income, statement of changes in equity and statement of cash flows for the year then ended, notes to the financial statements, including a summary of significant accounting policies, and the directors' declaration.

In our opinion, the accompanying financial report of the Fund is in accordance with the *Corporations Act 2001*, including:

- a. Giving a true and fair view of the Fund's financial position as at 30 June 2023 and of its financial performance for the year ended on that date; and
- b. Complying with Australian Accounting Standards and the *Corporations Regulations 2001*.

Basis for opinion

We conducted our audit in accordance with Australian Auditing Standards. Our responsibilities under those standards are further described in the *Auditor's responsibilities for the audit of the financial report* section of our report. We are independent of the Fund in accordance with the auditor independence requirements of the *Corporations Act 2001* and the ethical requirements of the Accounting Professional and Ethical Standards Board's APES 110 *Code of Ethics for Professional Accountants (including Independence Standards)* (the Code) that are relevant to our audit of the financial report in Australia. We have also fulfilled our other ethical responsibilities in accordance with the Code.

We believe that the audit evidence we have obtained is sufficient and appropriate to provide a basis for our opinion.

Key audit matters

Key audit matters are those matters that, in our professional judgment, were of most significance in our audit of the financial report of the current year. These matters were addressed in the context of our audit of the financial report as a whole, and in forming our opinion thereon, but we do not provide a separate opinion on these matters. For each matter below, our description of how our audit addressed the matter is provided in that context.

We have fulfilled the responsibilities described in the *Auditor's responsibilities for the audit of the financial report* section of our report, including in relation to these matters. Accordingly, our audit included the performance of procedures designed to respond to our assessment of the risks of material misstatement of the financial report. The results of our audit procedures, including the procedures performed to address the matters below, provide the basis for our audit opinion on the accompanying financial report.

Why significant

1. Investment existence and valuation

The Fund has a significant investment portfolio consisting of listed equities. As at 30 June 2023, the fair values of these investments was 92.2% of the total assets of the Fund.

As detailed in the Fund's accounting policy, disclosed in Note 6 of the financial report, these financial assets are recognised at fair value through profit or loss in accordance with Australian Accounting Standards.

Pricing, exchange rates and other market drivers can have a significant impact on the value of these financial assets and the financial report, therefore existence and valuation of the investment portfolio was a key audit matter.

2. Management and performance fees

Management fees, paid to the investment manager, Magellan Asset Management Limited, are the most significant expense for the Fund.

The Fund's accounting policy for management and performance fees is disclosed in Note 11 of the financial report. All expenses are recognised on an accrual basis, with performance fees recognised in the financial report if the performance hurdles for the Fund have been met at the end of the relevant measurement period.

For the year ended 30 June 2023, management and performance fees totalled \$1.87m which equates to 83.9% of total expenses. Of this amount, performance fees (excluding GST recovered) totalled \$18k which equates to less than 0.8% of total expenses.

Due to the complexity of the performance fee arrangements this was considered to be a key audit matter.

How our audit addressed the key audit matter

Our audit procedures included the following:

Assessed the effectiveness of the controls relating to the recognition and valuation of investments.

Obtained and assessed the assurance report on the controls of the Fund's administrator in relation to Fund Administration Services for the year ended 30 June 2023 and evaluated the auditor's qualifications, competence and objectivity and the results of their procedures.

Obtained third party confirmations of the balances of investment holdings, including cash accounts, at 30 June 2023.

Assessed the fair value of all listed investments in the portfolio held at 30 June 2023 by comparing to independently sourced market prices.

Assessed the adequacy of the disclosures in Note 6 and 12 of the financial report in accordance with the requirements of Australian Accounting Standards.

Our audit procedures included the following:

Assessed the effectiveness of the controls in relation to the calculation of management and performance fees.

Assessed the effectiveness of the controls in relation to the calculation of management and performance fees.

Obtained and assessed the assurance report on the controls of the Fund's administrator in relation to Fund Administration Services for the period ended 30 June 2023 and evaluated the auditor's qualifications, competence and objectivity and results of their procedures.

Recalculated management fees in accordance with contractual arrangements.

Assessed the performance fee calculation, including testing the inputs into the calculation model, and assessed whether the calculation was in line with the relevant agreement.

Assessed the adequacy of the disclosures in Note 11 of the financial report.

Information other than the financial report and auditor's report thereon

The directors are responsible for the other information. The other information comprises the information included in the Fund's 2023 annual report, but does not include the financial report and our auditor's report thereon.

Our opinion on the financial report does not cover the other information and accordingly we do not express any form of assurance conclusion thereon.

In connection with our audit of the financial report, our responsibility is to read the other information and, in doing so, consider whether the other information is materially inconsistent with the financial report or our knowledge obtained in the audit or otherwise appears to be materially misstated.

If, based on the work we have performed, we conclude that there is a material misstatement of this other information, we are required to report that fact. We have nothing to report in this regard.

Responsibilities of the directors for the financial report

The directors of the Fund are responsible for the preparation of the financial report that gives a true and fair view in accordance with Australian Accounting Standards and the *Corporations Act 2001* and for such internal control as the directors determine is necessary to enable the preparation of the financial report that gives a true and fair view and is free from material misstatement, whether due to fraud or error.

In preparing the financial report, the directors are responsible for assessing the Fund's ability to continue as a going concern, disclosing, as applicable, matters relating to going concern and using the going concern basis of accounting unless the directors either intend to liquidate the Fund or to cease operations, or have no realistic alternative but to do so.

Auditor's responsibilities for the audit of the financial report

Our objectives are to obtain reasonable assurance about whether the financial report as a whole is free from material misstatement, whether due to fraud or error, and to issue an auditor's report that includes our opinion. Reasonable assurance is a high level of assurance, but is not a guarantee that an audit conducted in accordance with the Australian Auditing Standards will always detect a material misstatement when it exists. Misstatements can arise from fraud or error and are considered material if, individually or in the aggregate, they could reasonably be expected to influence the economic decisions of users taken on the basis of this financial report.

As part of an audit in accordance with the Australian Auditing Standards, we exercise professional judgment and maintain professional scepticism throughout the audit. We also:


- Identify and assess the risks of material misstatement of the financial report, whether due to fraud or error, design and perform audit procedures responsive to those risks, and obtain audit evidence that is sufficient and appropriate to provide a basis for our opinion. The risk of not detecting a material misstatement resulting from fraud is higher than for one resulting from error, as fraud may involve collusion, forgery, intentional omissions, misrepresentations, or the override of internal control.
- Obtain an understanding of internal control relevant to the audit in order to design audit procedures that are appropriate in the circumstances, but not for the purpose of expressing an opinion on the effectiveness of the Fund's internal control.
- Evaluate the appropriateness of accounting policies used and the reasonableness of accounting estimates and related disclosures made by the directors.
- Conclude on the appropriateness of the directors' use of the going concern basis of accounting and, based on the audit evidence obtained, whether a material uncertainty exists related to events or conditions that may cast significant doubt on the Fund's ability to continue as a going concern. If we conclude that a material uncertainty exists, we are required to draw attention in our auditor's report to the related disclosures in the financial report or, if such disclosures are inadequate, to modify our opinion. Our conclusions are based on the audit evidence obtained up to the date of our auditor's report. However, future events or conditions may cause the Fund to cease to continue as a going concern.

- Evaluate the overall presentation, structure and content of the financial report, including the disclosures, and whether the financial report represents the underlying transactions and events in a manner that achieves fair presentation.

We communicate with the directors regarding, among other matters, the planned scope and timing of the audit and significant audit findings, including any significant deficiencies in internal control that we identify during our audit.

We also provide the directors with a statement that we have complied with relevant ethical requirements regarding independence, and to communicate with them all relationships and other matters that may reasonably be thought to bear on our independence, and where applicable, actions taken to eliminate threats or safeguards applied.

From the matters communicated to the directors, we determine those matters that were of most significance in the audit of the financial report of the current year and are therefore the key audit matters. We describe these matters in our auditor's report unless law or regulation precludes public disclosure about the matter or when, in extremely rare circumstances, we determine that a matter should not be communicated in our report because the adverse consequences of doing so would reasonably be expected to outweigh the public interest benefits of such communication.



Ernst & Young



Clare Sporle
Partner

Sydney, 28 August 2023

Unitholder Information

Distribution of Unitholders

The distribution of unitholders of the Fund as at 16 August 2023 is presented as follows:

Distribution of Holdings	Number of Unit Holders	Number of Units	Percentage of Units on Issue %
1-1,000	308	134,396	0.39
1,001-5,000	590	1,653,628	4.81
5,001-10,000	465	3,415,645	9.94
10,001-100,000	598	13,392,073	38.95
100,001 and over	19	15,783,040	45.91
Total	1,980	34,378,782	100.00
Number of holders with less than a marketable parcel of units	55	3,439	

Twenty Largest Unitholders

The names of the 20 largest unitholders in the Fund as at 16 August 2023 are as follows:

Holder Name	Number of Units	Percentage of Units on Issue %
Magellan Financial Group Limited	6,362,293	18.51
HSBC Custody Nominees (Australia) Limited	2,629,058	7.65
Viste Holdings Pty Ltd <Viste Discretionary A/C>	1,275,159	3.71
Netwealth Investments Limited <Wrap Services A/C>	943,236	2.74
Citicorp Nominees Pty Limited	806,650	2.35
Mr William Andrew Mcgowan	770,000	2.24
Rofe Family Pty Ltd	489,847	1.42
BNP Paribas Nominees Pty Ltd Hub24 Custodial Serv Ltd	464,406	1.35
Netwealth Investments Limited <Super Services A/C>	282,082	0.82
Zena Nominees Pty Ltd <Hind Family A/C>	270,662	0.79
IOOF Investment Services Limited <IPS Superfund A/C>	270,649	0.79
HSBC Custody Nominees (Australia) Limited - A/C 2	228,938	0.67
IOOF Investment Services Limited <IOOF IDPS A/C>	206,472	0.60
Campbell Edwards Nominees Pty Ltd <Campbell Edwards A/C>	150,000	0.44
Vsi Hardware Pty Ltd	144,000	0.42
Skinhead Girl Pty Ltd <IRE Feelings Family A/C>	138,800	0.40
Mq Revolution It Holding Pty Ltd <MQ REVOLUTION IT A/C>	120,048	0.35
Pinzgauer Pty Ltd <Alan Michael A/C>	115,945	0.34
Mrs Anne Dorothy Wales	114,795	0.33
Greonda Pty Ltd <Greonda Super Fund A/C>	99,250	0.29
Total Units Held by the 20 Largest Unitholders	15,882,290	46.21
Total Units on Issue	34,378,782	100.00

Units

All issued units carry one vote per unit and the right to distributions.

Stock Exchange Listing

The Fund's ASX code is "MHG" for its units.

Corporate Information

Directors

Robert Fraser - Chairman
David Dixon - Deputy Chairman
John Eales AM
Andrew Formica
Colette Garnsey OAM
David George - Managing Director and Chief Executive Officer
Hamish McLennan

Company Secretary of the Responsible Entity

Marcia Venegas

Registered Office

Level 36, 25 Martin Place
Sydney NSW 2000
Telephone: 1800 6243 5526 (Australia), +61 2 9235 4888 (International)
Fax: +61 2 9235 4800
Email: info@magellangroup.com.au

Website

<http://www.magellangroup.com.au>

Auditor

Ernst & Young
200 George Street
Sydney NSW 2000

Unit Registrar

LINK Market Services Limited
Level 12, 680 George Street
Sydney NSW 2000
Telephone: 1800 206 847
Fax: +61 2 9287 0303
Email: magellan@linkmarketservices.com.au