

Magellan Sustainable Fund

MAGELLAN SUSTAINABLE FUND (MANAGED FUND) | TICKER MSUF | APIR MGE4669AU



AS AT 31 MAY 2023

PORTFOLIO MANAGER

DOMENICO GIULIANO

INVESTMENT PHILOSOPHY

To invest in outstanding companies at attractive prices within a framework that considers Environmental, Social and Governance risks and delivers very low carbon exposure, while exercising a deep understanding of the macroeconomic environment to manage investment risk.

OBJECTIVES

To achieve attractive risk-adjusted returns over the medium to long-term while reducing the risk of permanent capital loss. This incorporates consideration of environmental, social and governance risks and the application of a proprietary low carbon framework.

PORTFOLIO CONSTRUCTION

High conviction (20 - 50 securities), with high quality focus. Integration of ESG screens and risk assessment together with a proprietary low carbon framework overlay. Typical cash and cash equivalents exposure between 0 - 20%.

INVESTMENT RISKS

All investments carry risk. While it is not possible to identify every risk relevant to an investment in a fund, we have provided details of risks in the relevant Product Disclosure Statement. You can view the PDS for the fund on Magellan's website www.magellangroup.com.au

ENVIRONMENTAL, SOCIAL, GOVERNANCE AND LOW CARBON

The fund excludes companies whose activities, as assessed by Magellan, may have wide-ranging detrimental impacts on society. These exclusions encompass companies with material exposures to the production of tobacco products, gambling, as well as companies involved in the production of alcohol, adult entertainment and handguns. Materiality is normally assessed as greater than 10% of a company's revenues exposed to the exclusionary activity. Revenues are sourced from MSCI ESG Manager.

Companies are reviewed for the materiality of their exposures to environmental, social and governance issues, with assessments incorporated into our perspectives on business risks.

We overlay our proprietary low carbon framework to deliver a portfolio with meaningfully lower carbon intensity than broader equity markets.

MAGELLAN SUSTAINABLE FUND (MANAGED FUND): KEY PORTFOLIO INFORMATION

TICKER	FUND SIZE	NAV PER UNIT	BUY/SELL SPREAD ¹	MANAGEMENT AND PERFORMANCE FEES ²	INCEPTION DATE
MSUF	AUD \$8.3 million	\$2.7907 per unit	0.07% / 0.07%	1.37% p.a. and performance fee of 10% of dual hurdle excess return [^]	11 December 2020

[^] 10.0% of the excess return of the units of the Fund above the higher of the Index Relative Hurdle (MSCI World NTR Index (AUD)) and the Absolute Return Hurdle (the yield of 10-year Australian Government Bonds). Additionally, the Performance Fees are subject to a high water mark.

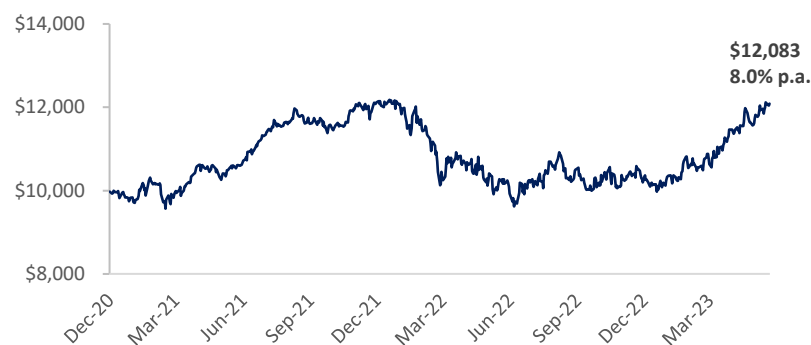
PERFORMANCE³

	1 MONTH (%)	3 MONTHS (%)	6 MONTHS (%)	1 YEAR (%)	2 YEARS (% p.a.)	Since Inception (% p.a.)
MSUF	0.8	14.4	14.1	17.6	7.0	8.0
MSCI World NTR Index (AUD)*	1.1	8.2	7.5	13.1	7.8	10.8
Excess	-0.3	6.2	6.6	4.5	-0.8	-2.8

CALENDAR YEAR RETURNS	CYTD (%)	2022 (%)	2021 (%)	2020 (part year)
MSUF	20.6	-17.1	22.3	-1.2
MSCI World NTR Index (AUD)*	13.7	-12.2	29.3	-0.3
Excess	6.9	-4.9	-7.0	-0.9

Past performance is not a reliable indicator of future performance.

PERFORMANCE CHART GROWTH OF AUD \$10,000³



31 March 2023 [#]	FUND	INDEX*
CARBON INTENSITY (CO ₂ T/US\$1M REVENUE)	20	129

[#] Carbon intensity data available on a quarterly basis. Certain information ©2021 MSCI ESG Research LLC. Reproduced by permission.

¹ Only applicable to investors who apply for units directly with the Responsible Entity.

² Transaction costs may also apply – refer to the Product Disclosure Statement. All fees are inclusive of the net effect of GST.

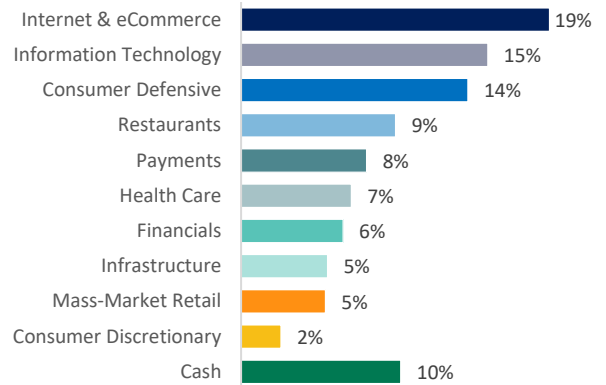
³ Calculations are based on exit price with distributions reinvested, after ongoing fees and expenses but excluding individual tax, member fees and entry fees (if applicable). Returns denoted in AUD.

* MSCI World Net Total Return Index (AUD). All MSCI data used is the property of MSCI. No use or distribution without written consent. Data provided "as is" without any warranties. MSCI and its affiliates assume no liability for or in connection with the data. Please see complete disclaimer in www.magellangroup.com.au/funds/benchmark-information/

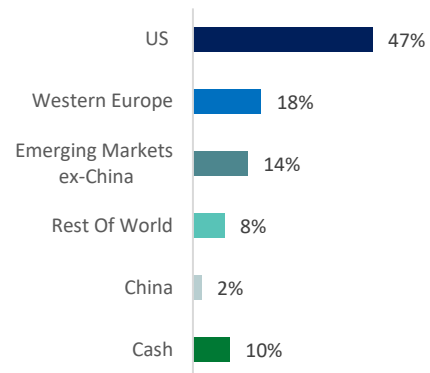
TOP 10 HOLDINGS (ALPHABETICAL ORDER)

STOCK	SECTOR ⁴
Alphabet Inc	Internet & eCommerce
Amazon.com Inc	Internet & eCommerce
Meta Platforms Inc	Internet & eCommerce
Microsoft Corporation	Information Technology
Nestlé SA	Consumer Defensive
Novartis AG	Health Care
Reckitt Benckiser Group	Consumer Defensive
SAP SE	Information Technology
Unilever Plc	Consumer Defensive
Yum! Brands Inc	Restaurants

SECTOR EXPOSURE BY SOURCE OF REVENUE⁴



GEOGRAPHICAL EXPOSURE BY SOURCE OF REVENUE⁴



⁴ Sectors are internally defined. Geographical exposure is calculated on a look through basis based on underlying revenue exposure of individual companies held within the portfolio. Exposures may not sum to 100% due to rounding.

IMPORTANT INFORMATION

Units in the fund referred to herein are issued by Magellan Asset Management Limited ABN 31 120 593 946, AFS Licence No. 304 301 ('Magellan'). This material has been issued by Magellan and has been prepared for general information purposes only and must not be construed as investment advice or as an investment recommendation. This material does not take into account your investment objectives, financial situation or particular needs. This material does not constitute an offer or inducement to engage in an investment activity nor does it form part of any offer documentation, offer or invitation to purchase, sell or subscribe for interests in any type of investment product or service. You should obtain and consider the relevant Product Disclosure Statement ('PDS') and Target Market Determination ('TMD') and consider obtaining professional investment advice tailored to your specific circumstances before making a decision about whether to acquire, or to continue to hold, the relevant financial product. A copy of the relevant PDS and TMD relating to the relevant Magellan financial product may be obtained by calling +61 2 9235 4888 or by visiting www.magellangroup.com.au.

Past performance is not necessarily indicative of future results and no person guarantees the future performance of the fund, the amount or timing of any return from it, that asset allocations will be met, that it will be able to implement its investment strategy or that its investment objectives will be achieved. No representation or warranty is made with respect to the accuracy or completeness of any of the information contained in this material. Magellan will not be responsible or liable for any losses arising from your use or reliance upon any part of the information contained in this material. Further information regarding any benchmark referred to herein can be found at www.magellangroup.com.au/funds/benchmark-information. Any third-party trademarks contained herein are used for information purposes only and are the property of their respective owners. Magellan claims no ownership in, nor any affiliation with, such trademarks. This material and the information contained within it may not be reproduced, or disclosed, in whole or in part, without the prior written consent of Magellan.